



10705 State Hwy 359  
Laredo, TX 78046  
PH:(361) 586-4386  
Fax:(361) 586-4376

001033  
WEBB COUNTY ROAD & BRIDGE  
7210 E SAUNDERS  
LAREDO, TX 78041

INVOICE  
INBOUND

TICKET#	DATE	SCALE OPERATOR	
RL 4695	04/04/2017	Mundo	
TIME IN	TIME OUT	TRUCK #	CONTAINER
4:03 pm	4:17 pm	WEBB RD Genera.	
REFERENCE		ORIGIN	
10-52		Webb County	

GROSS WEIGHT	32,200	Scale In	SCALE WEIGHT
TARE WEIGHT	25,960	Scale Out	
NET WEIGHT	6,240		

QTY.	UNIT	DESCRIPTION	RATE	SUBTOTAL	TAX	TOTAL
3.12	tn	MSW	\$30.00	\$93.60	\$0.00	\$93.60

*Mario Mendonza*  
*P. No.*

SIGNATURE \_\_\_\_\_

TOTAL
\$93.60
PAID
0.00
CHANGE DUE
\$0.00
CHECK #



10705 State Hwy 359  
 Laredo, TX 78046  
 PH:(361) 586-4386  
 Fax:(361) 586-4376

001033  
 WEBB COUNTY ROAD & BRIDGE  
 7210 E SAUNDERS  
 LAREDO, TX 78041

INVOICE  
 INBOUND

TICKET#	DATE	SCALE OPERATOR	
RL 4663	04/04/2017	Mundo	
TIME IN	TIME OUT	TRUCK #	CONTAINER
12:05 pm	12:16 pm	WEBB RD Genera.	
REFERENCE		ORIGIN	
10-52		Webb County	

		SCALE WEIGHT
GROSS WEIGHT	30,360	Scale In
TARE WEIGHT	26,060	Scale Out
NET WEIGHT	4,300	

QTY.	UNIT	DESCRIPTION	RATE	SUBTOTAL	TAX	TOTAL
2.15	tn	MSW	\$30.00	\$64.50	\$0.00	\$64.50

*Mario Mendonza*  
*P. Nuevo*

TOTAL	\$64.50
PAID	0.00
CHANGE DUE	\$0.00
CHECK #	

SIGNATURE \_\_\_\_\_

0



10705 State Hwy 359  
 Laredo, TX 78046  
 PH:(361) 586-4386  
 Fax:(361) 586-4376

001033  
 WEBB COUNTY ROAD & BRIDGE  
 7210 E SAUNDERS  
 LAREDO, TX 78041

INVOICE  
 INBOUND

TICKET#	DATE	SCALE OPERATOR	
RL 4678	4/4/17	Mundo	
TIME IN	TIME OUT	TRUCK #	CONTAINER
2:06 pm	2:19 pm	WEBB RD Genera.	
REFERENCE		ORIGIN	
10-52		Webb County	

		SCALE WEIGHT
GROSS WEIGHT	29,120	Scale In
TARE WEIGHT	26,020	Scale Out
NET WEIGHT	3,100	

QTY.	UNIT	DESCRIPTION	RATE	SUBTOTAL	TAX	TOTAL
1.55	tn	MSW	\$30.00	\$46.50	\$0.00	\$46.50

*Mario Mendonza*  
*P. Nuevo*

TOTAL	\$46.50
PAID	0.00
CHANGE DUE	\$0.00
CHECK #	

\_\_\_\_\_





10705 State Hwy 359  
Laredo, TX 78046  
PH:(361) 586-4386  
Fax:(361) 586-4376

TICKET#	DATE	SCALE OPERATOR	
RL 4642	4/4/17	Mundo	
TIME IN	TIME OUT	TRUCK #	CONTAINER
9:51 am	10:03 am	WEBB RD Genera	
REFERENCE		ORIGIN	
10-52		Webb County	

001033  
WEBB COUNTY ROAD & BRIDGE  
7210 E SAUNDERS  
LAREDO, TX 78041

INVOICE  
INBOUND

		SCALE WEIGHT
GROSS WEIGHT	28,540 Scale In	
TARE WEIGHT	26,080 Scale Out	
NET WEIGHT	2,460	

QTY.	UNIT	DESCRIPTION	RATE	SUBTOTAL	TAX	TOTAL
1.23	tn	MSW	\$30.00	\$36.90	\$0.00	\$36.90

*Mario Mendoza*  
*P. N. V.*

SIGNATURE

TOTAL
\$36.90
PAID
0.00
CHANGE DUE
\$0.00
CHECK #



10705 State Hwy 359  
Laredo, TX 78046  
PH:(361) 586-4386  
Fax:(361) 586-4376

TICKET#	DATE	SCALE OPERATOR	
RL 4649	4/4/17	Mundo	
TIME IN	TIME OUT	TRUCK #	CONTAINER
10:41 am	10:52 am	WEBB RD Genera	
REFERENCE		ORIGIN	
10-52		Webb County	

001033  
WEBB COUNTY ROAD & BRIDGE  
7210 E SAUNDERS  
LAREDO, TX 78041

INVOICE  
INBOUND

		SCALE WEIGHT
GROSS WEIGHT	28,800 Scale In	
TARE WEIGHT	26,080 Scale Out	
NET WEIGHT	2,720	

QTY.	UNIT	DESCRIPTION	RATE	SUBTOTAL	TAX	TOTAL
1.36	tn	MSW	\$30.00	\$40.80	\$0.00	\$40.80

*Mario Mendoza*  
*P. N. V.*

SIGNATURE

TOTAL
\$40.80
PAID
0.00
CHANGE DUE
\$0.00
CHECK #





10705 State Hwy 359  
Laredo, TX 78046  
PH:(361) 586-4386  
Fax:(361) 586-4376

TICKET#	DATE	SCALE OPERATOR	
RL 4688	04/04/2017	Mundo	
TIME IN	TIME OUT	TRUCK #	CONTAINER
3:07 pm	3:18 pm	WEBB RD Genera.	
REFERENCE		ORIGIN	
10-102		Webb County	

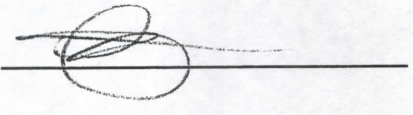
001033  
WEBB COUNTY ROAD & BRIDGE  
7210 E SAUNDERS  
LAREDO, TX 78041

INVOICE  
INBOUND

GROSS WEIGHT	28,700	Scale In	SCALE WEIGHT
TARE WEIGHT	24,980	Scale Out	
NET WEIGHT	3,720		

QTY.	UNIT	DESCRIPTION	RATE	SUBTOTAL	TAX	TOTAL
1.86	tn	MSW	\$30.00	\$55.80	\$0.00	\$55.80

TOTAL
\$55.80
PAID
0.00
CHANGE DUE
\$0.00
CHECK #

SIGNATURE 



10705 State Hwy 359  
Laredo, TX 78046  
PH:(361) 586-4386  
Fax:(361) 586-4376

TICKET#	DATE	SCALE OPERATOR	
RL 4675	4/4/17	Mundo	
TIME IN	TIME OUT	TRUCK #	CONTAINER
1:57 pm	2:07 pm	WEBB RD Genera.	
REFERENCE		ORIGIN	
10-102		Webb County	


001033  
WEBB COUNTY ROAD & BRIDGE  
7210 E SAUNDERS  
LAREDO, TX 78041

INVOICE  
INBOUND

GROSS WEIGHT	28,060	Scale In	SCALE WEIGHT
TARE WEIGHT	25,020	Scale Out	
NET WEIGHT	3,040		

QTY.	UNIT	DESCRIPTION	RATE	SUBTOTAL	TAX	TOTAL
1.52	tn	MSW	\$30.00	\$45.60	\$0.00	\$45.60

TOTAL
\$45.60
PAID
0.00
CHANGE DUE
\$0.00
CHECK #

SIGNATURE 





10705 State Hwy 359  
Laredo, TX 78046  
PH:(361) 586-4386  
Fax:(361) 586-4376

TICKET#	DATE	SCALE OPERATOR	
RL 4644	4/4/17	Mundo	
TIME IN	TIME OUT	TRUCK #	CONTAINER
9:53 am	10:09 am	WEBB RD Genera:	
REFERENCE		ORIGIN	
10-102		Webb County	

001033  
WEBB COUNTY ROAD & BRIDGE  
7210 E SAUNDERS  
LAREDO, TX 78041

INVOICE  
INBOUND

		SCALE WEIGHT
GROSS WEIGHT	28,020	Scale In
TARE WEIGHT	25,080	Scale Out
NET WEIGHT	2,940	

QTY.	UNIT	DESCRIPTION	RATE	SUBTOTAL	TAX	TOTAL
1.47	tn	MSW	\$30.00	\$44.10	\$0.00	\$44.10

TOTAL
\$44.10
PAID
0.00
CHANGE DUE
\$0.00
CHECK #

SIGNATURE



10705 State Hwy 359  
Laredo, TX 78046  
PH:(361) 586-4386  
Fax:(361) 586-4376

TICKET#	DATE	SCALE OPERATOR	
RL 4659	04/04/2017	Mundo	
TIME IN	TIME OUT	TRUCK #	CONTAINER
11:38 am	11:49 am	WEBB RD Genera:	
REFERENCE		ORIGIN	
10-102		Webb County	

001033  
WEBB COUNTY ROAD & BRIDGE  
7210 E SAUNDERS  
LAREDO, TX 78041

INVOICE  
INBOUND


		SCALE WEIGHT
GROSS WEIGHT	28,860	Scale In
TARE WEIGHT	25,040	Scale Out
NET WEIGHT	3,820	

QTY.	UNIT	DESCRIPTION	RATE	SUBTOTAL	TAX	TOTAL
1.91	tn	MSW	\$30.00	\$57.30	\$0.00	\$57.30

TOTAL
\$57.30
PAID
0.00
CHANGE DUE
\$0.00
CHECK #

SIGNATURE





10705 State Hwy 359  
Laredo, TX 78046  
PH:(361) 586-4386  
Fax:(361) 586-4376

TICKET#	DATE	SCALE OPERATOR	
RL 4690	04/04/2017	Mundo	
TIME IN	TIME OUT	TRUCK #	CONTAINER
3:22 pm	3:30 pm	WEBB RD Genera.	
REFERENCE		ORIGIN	
1006		Webb County	

001033  
WEBB COUNTY ROAD & BRIDGE  
7210 E SAUNDERS  
LAREDO, TX 78041

INVOICE  
INBOUND

GROSS WEIGHT	24,560	Scale In	SCALE WEIGHT
TARE WEIGHT	20,600	Scale Out	
NET WEIGHT	3,960		

QTY.	UNIT	DESCRIPTION	RATE	SUBTOTAL	TAX	TOTAL
1.98	tn	MSW	\$30.00	\$59.40	\$0.00	\$59.40

TOTAL
\$59.40
PAID
0.00
CHANGE DUE
\$0.00
CHECK #

SIGNATURE *Ricardo Garcia*





10705 State Hwy 359  
Laredo, TX 78046  
PH:(361) 586-4386  
Fax:(361) 586-4376

TICKET#	DATE	SCALE OPERATOR	
RL 4671	4/4/17	Mundo	
TIME IN	TIME OUT	TRUCK #	CONTAINER
1:21 pm	1:31 pm	WEBB RD Genera.	
REFERENCE		ORIGIN	
1006		Webb County	

001033  
WEBB COUNTY ROAD & BRIDGE  
7210 E SAUNDERS  
LAREDO, TX 78041

INVOICE  
INBOUND

		SCALE WEIGHT
GROSS WEIGHT	21,720 Scale In	
TARE WEIGHT	20,460 Scale Out	
NET WEIGHT	1,260	

QTY.	UNIT	DESCRIPTION	RATE	SUBTOTAL	TAX	TOTAL
0.63	tn	MSW	\$30.00	\$18.90	\$0.00	\$18.90

TOTAL
\$18.90
PAID
0.00
CHANGE DUE
\$0.00
CHECK #

*Frank Garcia*

SIGNATURE

0



10705 State Hwy 359  
Laredo, TX 78046  
PH:(361) 586-4386  
Fax:(361) 586-4376

TICKET#	DATE	SCALE OPERATOR	
RL 4684	4/4/17	Mundo	
TIME IN	TIME OUT	TRUCK #	CONTAINER
2:32 pm	2:43 pm	WEBB RD Genera.	
REFERENCE		ORIGIN	
1006		Webb County	

001033  
WEBB COUNTY ROAD & BRIDGE  
7210 E SAUNDERS  
LAREDO, TX 78041

INVOICE  
INBOUND

		SCALE WEIGHT
GROSS WEIGHT	23,360 Scale In	
TARE WEIGHT	20,420 Scale Out	
NET WEIGHT	2,940	

QTY.	UNIT	DESCRIPTION	RATE	SUBTOTAL	TAX	TOTAL
1.47	tn	MSW	\$30.00	\$44.10	\$0.00	\$44.10

TOTAL
\$44.10
PAID
0.00
CHANGE DUE
\$0.00
CHECK #

*Ruach Garcia*

SIGNATURE





10705 State Hwy 359  
Laredo, TX 78046  
PH:(361) 586-4386  
Fax:(361) 586-4376

TICKET#	DATE	SCALE OPERATOR	
RL 4655	04/04/2017	Mundo	
TIME IN	TIME OUT	TRUCK #	CONTAINER
11:30 am	11:40 am	WEBB RD Genera.	
REFERENCE		ORIGIN	
1006		Webb County	

001033  
WEBB COUNTY ROAD & BRIDGE  
7210 E SAUNDERS  
LAREDO, TX 78041

INVOICE  
INBOUND

GROSS WEIGHT	23,260	Scale In	SCALE WEIGHT
TARE WEIGHT	20,460	Scale Out	
NET WEIGHT	2,800		

QTY.	UNIT	DESCRIPTION	RATE	SUBTOTAL	TAX	TOTAL
1.40	tn	MSW	\$30.00	\$42.00	\$0.00	\$42.00

TOTAL
\$42.00
PAID
0.00
CHANGE DUE
\$0.00
CHECK #

SIGNATURE



10705 State Hwy 359  
Laredo, TX 78046  
PH:(361) 586-4386  
Fax:(361) 586-4376

TICKET#	DATE	SCALE OPERATOR	
RL 4640	4/4/17	Mundo	
TIME IN	TIME OUT	TRUCK #	CONTAINER
9:56 am	9:58 am	WEBB RD Genera.	
REFERENCE		ORIGIN	
1006		Webb County	

001033  
WEBB COUNTY ROAD & BRIDGE  
7210 E SAUNDERS  
LAREDO, TX 78041

INVOICE  
INBOUND

GROSS WEIGHT	23,000	Manual In	SCALE WEIGHT
TARE WEIGHT	20,480	Scale Out	
NET WEIGHT	2,520		

QTY.	UNIT	DESCRIPTION	RATE	SUBTOTAL	TAX	TOTAL
1.26	tn	MSW	\$30.00	\$37.80	\$0.00	\$37.80

TOTAL
\$37.80
PAID
0.00
CHANGE DUE
\$0.00
CHECK #

SIGNATURE





10705 State Hwy 359  
Laredo, TX 78046  
PH:(361) 586-4386  
Fax:(361) 586-4376

001033  
WEBB COUNTY ROAD & BRIDGE  
7210 E SAUNDERS  
LAREDO, TX 78041

INVOICE  
INBOUND

TICKET#	DATE	SCALE OPERATOR	
RL 4693	04/04/2017	Mundo	
TIME IN	TIME OUT	TRUCK #	CONTAINER
3:53 pm	4:13 pm	WEBB RD General	
REFERENCE		ORIGIN	
10-137		Webb County	

GROSS WEIGHT	23,020 Scale In	SCALE WEIGHT
TARE WEIGHT	21,560 Scale Out	
NET WEIGHT	1,460	

QTY.	UNIT	DESCRIPTION	RATE	SUBTOTAL	TAX	TOTAL
0.73	tn	MSW	\$30.00	\$21.90	\$0.00	\$21.90

TOTAL
\$21.90
PAID
0.00
CHANGE DUE
\$0.00
CHECK #

SIGNATURE

*Luis Arredondo*





10705 State Hwy 359  
Laredo, TX 78046  
PH:(361) 586-4386  
Fax:(361) 586-4376

TICKET#	DATE	SCALE OPERATOR	
RL 4673	4/4/17	Mundo	
TIME IN	TIME OUT	TRUCK #	CONTAINER
1:23 pm	1:34 pm	WEBB RD Genera.	
REFERENCE		ORIGIN	
10-137		Webb County	

001033  
WEBB COUNTY ROAD & BRIDGE  
7210 E SAUNDERS  
LAREDO, TX 78041

INVOICE  
INBOUND

GROSS WEIGHT	28,780 Scale In	SCALE WEIGHT
TARE WEIGHT	21,880 Scale Out	
NET WEIGHT	6,900	

QTY.	UNIT	DESCRIPTION	RATE	SUBTOTAL	TAX	TOTAL
3.45	tn	MSW	\$30.00	\$103.50	\$0.00	\$103.50

TOTAL
\$103.50
PAID
0.00
CHANGE DUE
\$0.00
CHECK #

*Luis Ariza*

SIGNATURE



10705 State Hwy 359  
Laredo, TX 78046  
PH:(361) 586-4386  
Fax:(361) 586-4376

TICKET#	DATE	SCALE OPERATOR	
RL 4680	4/4/17	Mundo	
TIME IN	TIME OUT	TRUCK #	CONTAINER
2:21 pm	2:30 pm	WEBB RD Genera.	
REFERENCE		ORIGIN	
10-137		Webb County	

001033  
WEBB COUNTY ROAD & BRIDGE  
7210 E SAUNDERS  
LAREDO, TX 78041

INVOICE  
INBOUND

GROSS WEIGHT	33,280 Scale In	SCALE WEIGHT
TARE WEIGHT	21,840 Scale Out	
NET WEIGHT	11,440	

QTY.	UNIT	DESCRIPTION	RATE	SUBTOTAL	TAX	TOTAL
5.72	tn	MSW	\$30.00	\$171.60	\$0.00	\$171.60

TOTAL
\$171.60
PAID
0.00
CHANGE DUE
\$0.00
CHECK #

*Luis Ariza*

SIGNATURE





10705 State Hwy 359  
Laredo, TX 78046  
PH:(361) 586-4386  
Fax:(361) 586-4376

001033  
WEBB COUNTY ROAD & BRIDGE  
7210 E SAUNDERS  
LAREDO, TX 78041

INVOICE  
INBOUND

TICKET#	DATE	SCALE OPERATOR	
RL 4643	04/04/2017	Mundo	
TIME IN	TIME OUT	TRUCK #	CONTAINER
9:57 am	10:07 am	WEBB RD Genera:	
REFERENCE		ORIGIN	
10-137		Webb County	

GROSS WEIGHT	23,740	Scale In	SCALE WEIGHT
TARE WEIGHT	21,640	Scale Out	
NET WEIGHT	2,100		

QTY.	UNIT	DESCRIPTION	RATE	SUBTOTAL	TAX	TOTAL
1.05	tn	MSW	\$30.00	\$31.50	\$0.00	\$31.50

TOTAL	\$31.50
PAID	0.00
CHANGE DUE	\$0.00
CHECK #	

SIGNATURE

*Luis Arreola*

0



10705 State Hwy 359  
Laredo, TX 78046  
PH:(361) 586-4386  
Fax:(361) 586-4376

001033  
WEBB COUNTY ROAD & BRIDGE  
7210 E SAUNDERS  
LAREDO, TX 78041

INVOICE  
INBOUND

TICKET#	DATE	SCALE OPERATOR	
RL 4658	04/04/2017	Mundo	
TIME IN	TIME OUT	TRUCK #	CONTAINER
11:35 am	11:48 am	WEBB RD Genera:	
REFERENCE		ORIGIN	
10-137		Webb County	

GROSS WEIGHT	26,120	Scale In	SCALE WEIGHT
TARE WEIGHT	21,880	Scale Out	
NET WEIGHT	4,240		

QTY.	UNIT	DESCRIPTION	RATE	SUBTOTAL	TAX	TOTAL
2.12	tn	MSW	\$30.00	\$63.60	\$0.00	\$63.60

TOTAL	\$63.60
PAID	0.00
CHANGE DUE	\$0.00
CHECK #	

SIGNATURE

*Luis Arreola*