

Veterans Office

Semi-Annual Report

Oct 1, 2017 - Mar 31, 2018

Veterans Transportation Assistance Program



Rides Serviced **924**

Last quarter 2017

Oct 17 152

Nov 17 171

Dec 17 137

Total: 460

First quarter 2018

Jan 18 161

Feb 18 149

Mar 18 154

Total: 464

Number of Veterans Served **494**

Miles Covered **10,469** Gasoline Cost **\$1,563.22** Cost of Repairs **\$216.25**



VETERANS SERVICES



Services Provided by Veterans Office

WEBB COUNTY BY COMPENSATION

0% to 20% **679 = 29%**

30% to 40% **384 = 16%**

50% to 60% **363 = 15%**

70% to 90% **639 = 27%**

100% **311 = 13%**

Pension Only **68 = 3%**

TOTAL 2,444 = 100%

WEBB COUNTY BY AGE

Less than 35 **381 = 16%**

Age 35-44 **412 = 17%**

Age 45-54 **301 = 12%**

Age 55-64 **282 = 12%**

Age 65-74 **697 = 29%**

Over 75 **371 = 15%**

TOTAL 2,444 = 100%

WEBB COUNTY BY GENDER COMPENSATION OR PENSION

Male Recipients: **2345 = 96%**

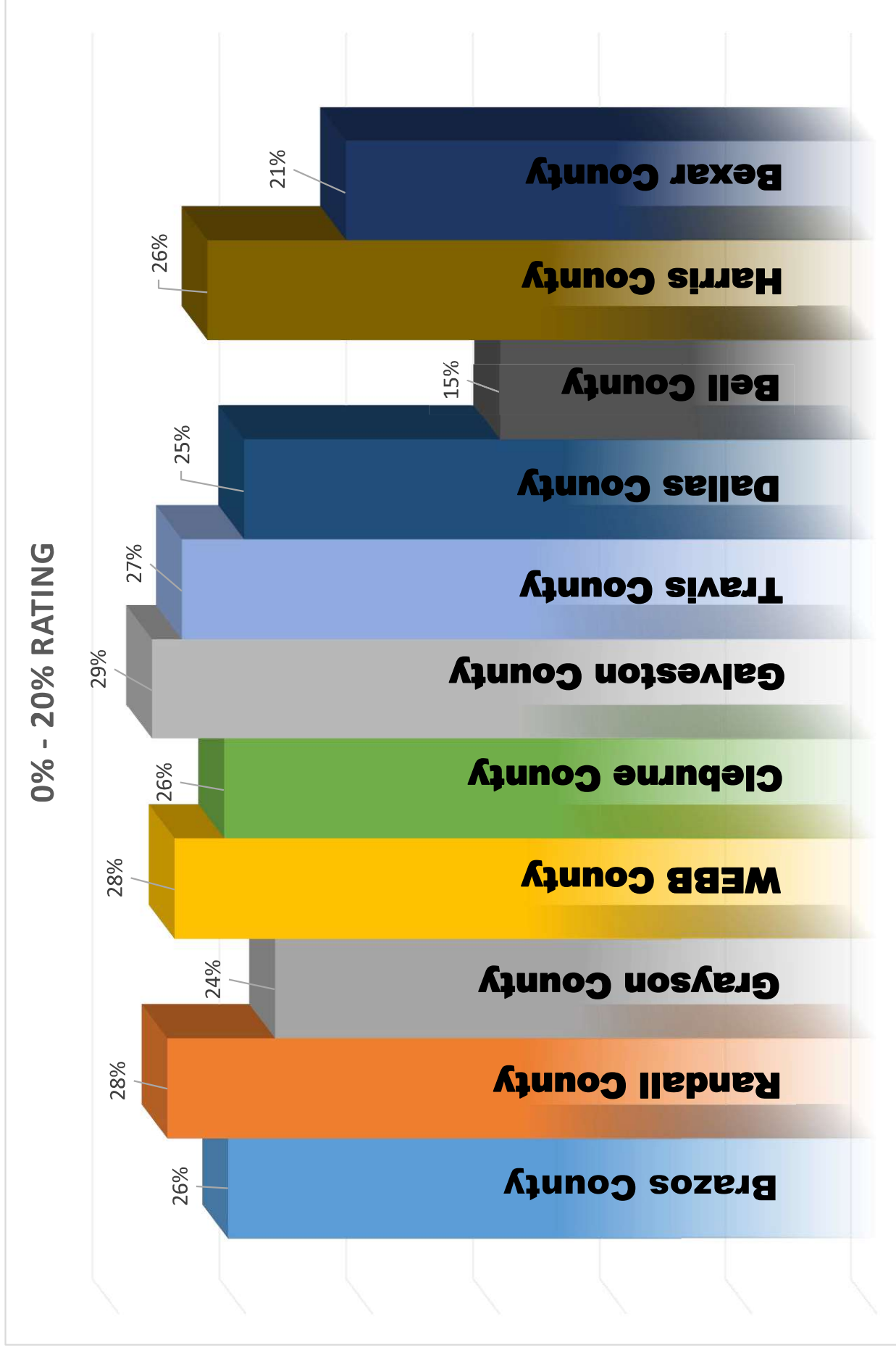
Female Recipients: **99 = 4%**

TOTAL 2,444 = 100%

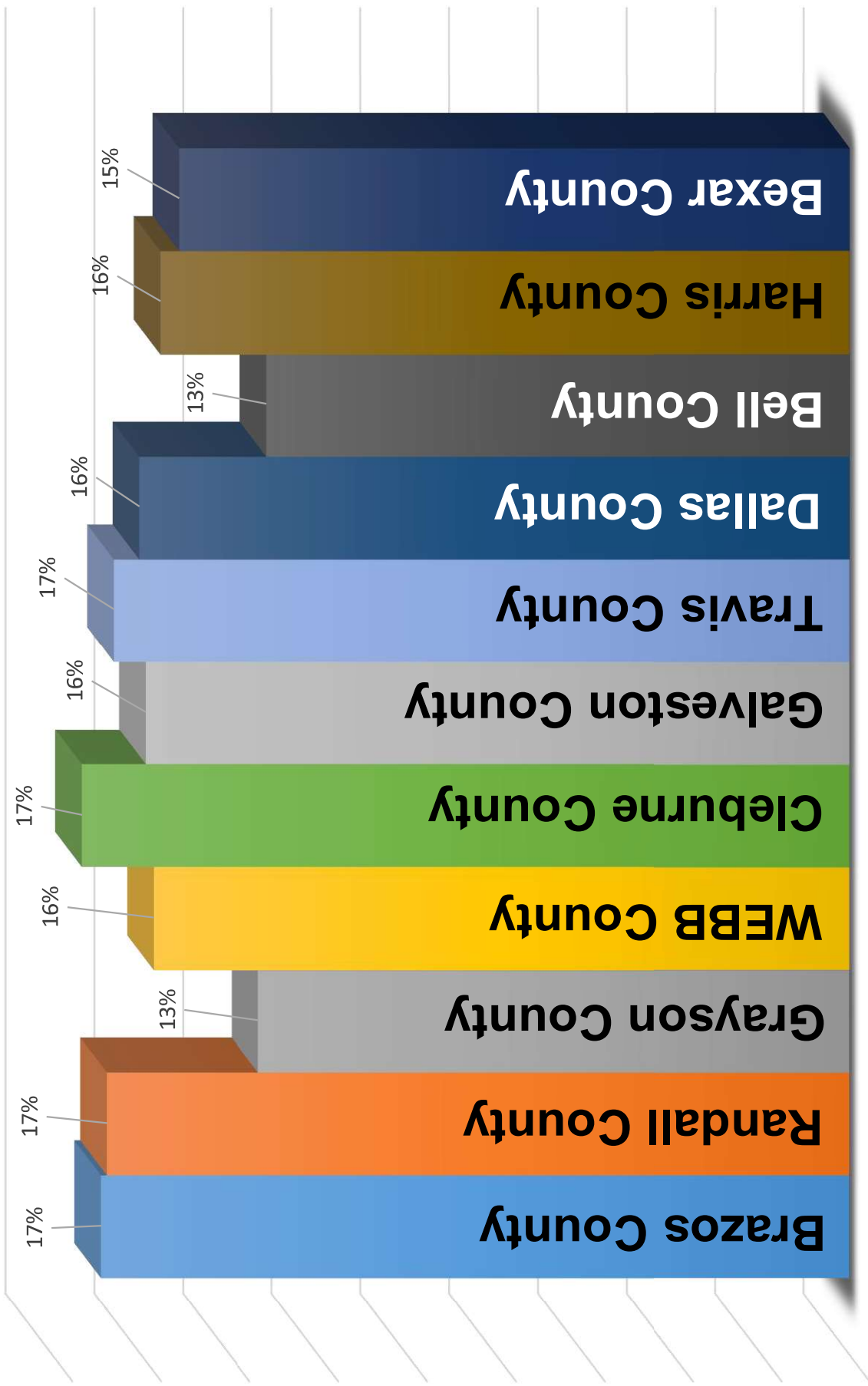
Veteran Treatment Program **24**

Homeless Veterans (Referrals) **Approximately 11**

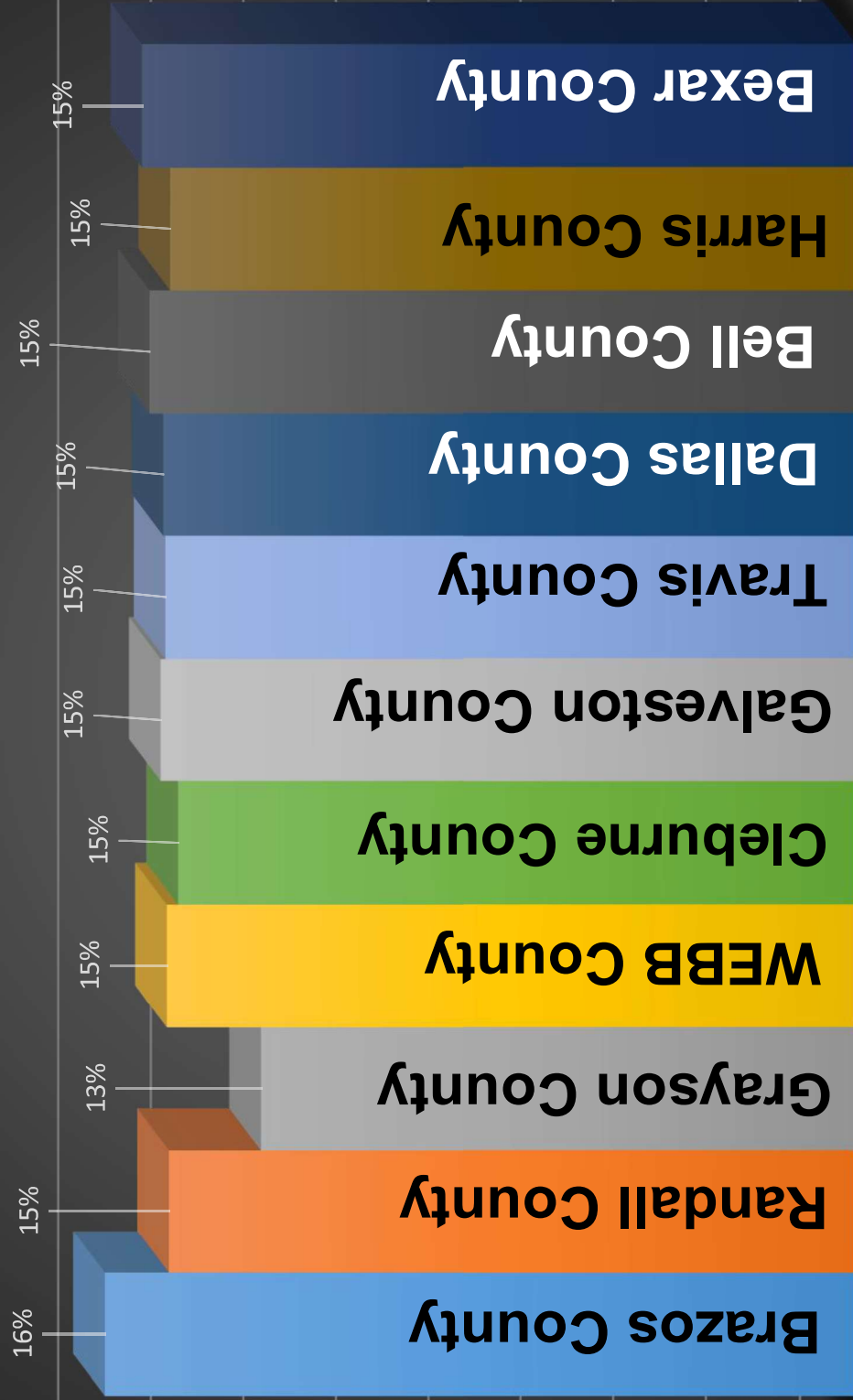
WEBB County Compensation Percentage



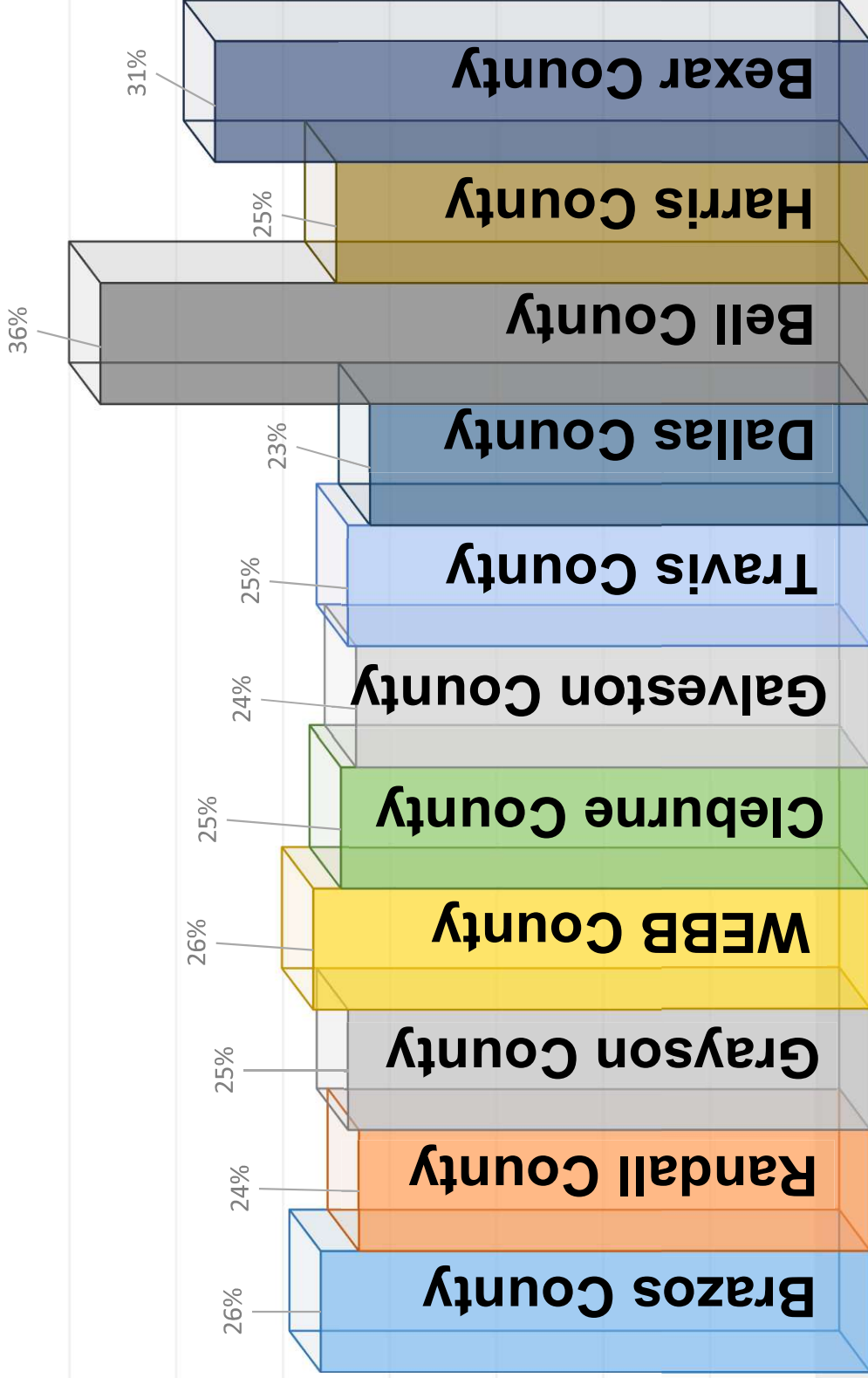
30% - 40% RATING

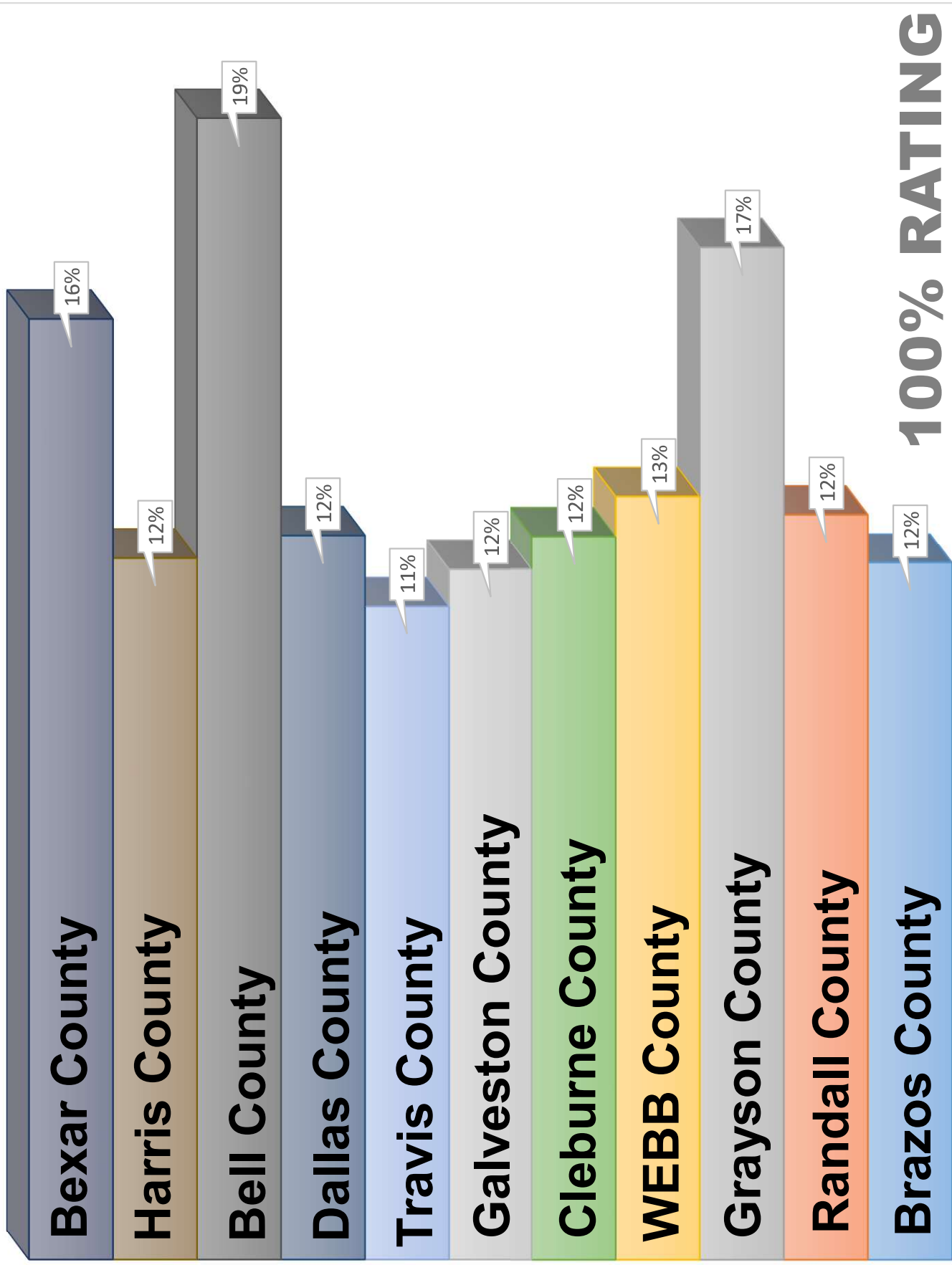


50% - 60% RATING

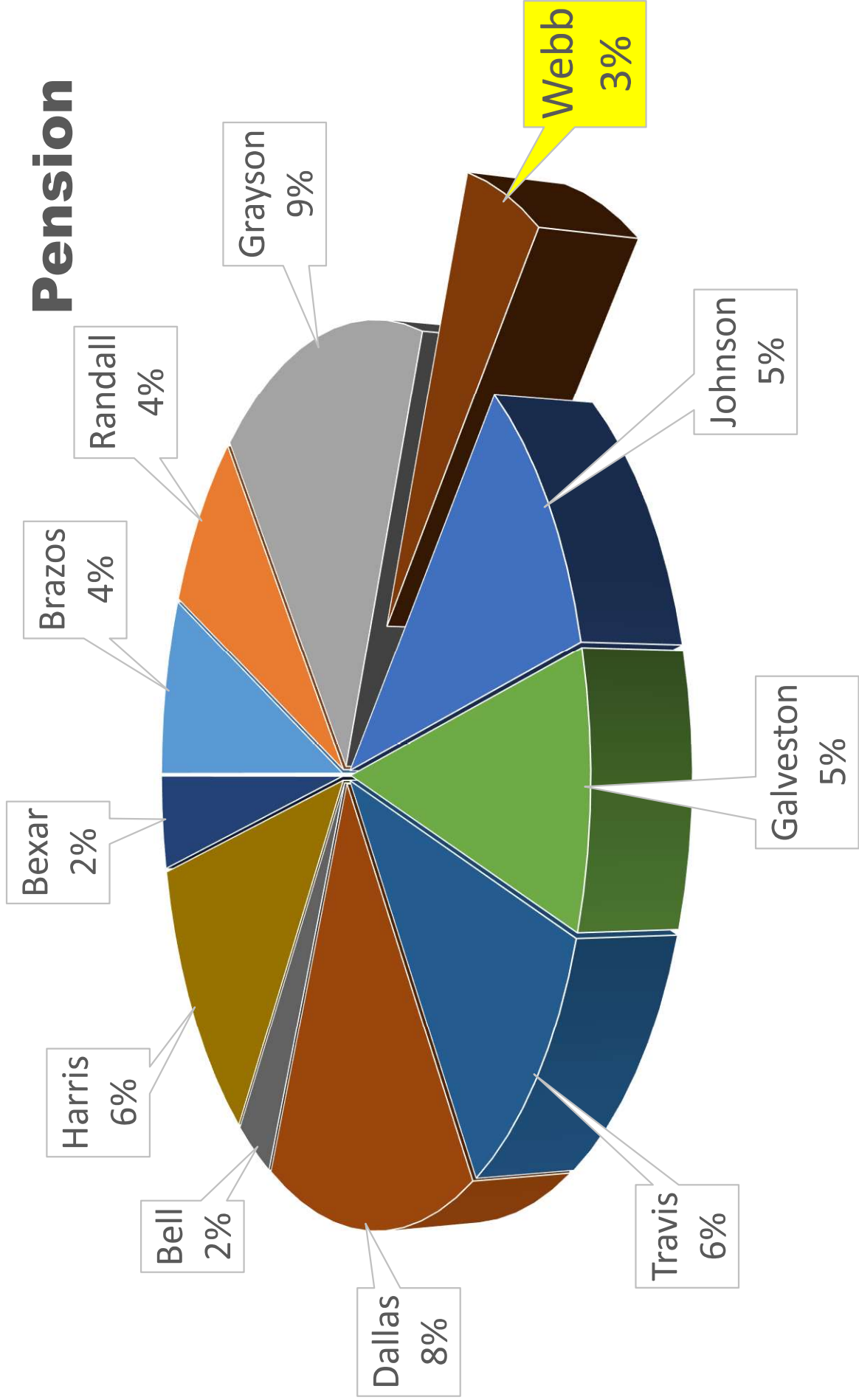


70% - 90% RATING





Pension



VA Compensation Benefit Rates:

Veterans Compensation Benefits Rate	10%	20%	30%	40%	50%	60%	70%	80% Without Children	90% Without Children	100% Without Children
Veteran Alone	\$ 136.24	\$ 269.30	\$ 417.15	\$ 600.90	\$ 855.41	\$ 1,083.52	\$ 1,365.48	\$ 1,587.25	\$ 1,783.68	\$ 2,973.86
Veteran with Spouse Only			\$ 466.15	\$ 666.90	\$ 937.41	\$ 1,182.52	\$ 1,481.48	\$ 1,719.25	\$ 1,932.68	\$ 3,139.67
Veteran with Spouse and Child			\$ 503.15	\$ 714.90	\$ 998.41	\$ 1,255.52	\$ 1,566.48	\$ 1,816.25	\$ 2,041.68	\$ 3,261.10
Add for Each Additional Child Under Age 18			\$ 24.00	\$ 32.00	\$ 41.00	\$ 49.00	\$ 57.00	\$ 65.00	\$ 74.00	\$ 82.38

INCOME received by WEBB County Veterans on FY 2017

	Total Veterans 679		Total Veterans 384		Total Veterans 363		Total Veterans 639				
VETERAN COMPENSATION TOTAL	340 @ \$136.24	338 @ \$269.30	192 @ \$417.15	192 @ \$600.90	182 @ \$855.41	182 @ \$1083.52	213 @ \$1365.48	213 @ \$1587.25	213 @ \$1783.68	311 @ \$2973.86	TOTAL
Percent Compensated to Veteran	10%	20%	30%	40%	50%	60%	70%	80%	90%	100%	
Veterans Alone	\$ 46,321.60	\$ 91,023.40	\$ 80,092.80	\$ 115,372.80	\$ 155,684.62	\$ 197,200.64	\$ 290,847.24	\$ 338,084.25	\$ 379,923.84	\$ 924,870.46	\$ 2,619,421.65
Veteran with Spouse Only			\$ 89,500.80	\$ 128,044.80	\$ 170,608.62	\$ 215,218.64	\$ 315,555.24	\$ 365,987.25	\$ 411,660.84	\$ 976,437.37	\$ 2,673,013.56
Veteran with Spouse and Child			\$ 96,604.80	\$ 137,260.80	\$ 181,710.62	\$ 228,504.64	\$ 333,660.24	\$ 386,861.25	\$ 434,877.84	\$ 1,014,202.10	\$ 2,813,682.29
											\$ 8,106,117.50

WEBB County Serviced Veterans by Age

(Compared to other Texas Counties)

County	Total: Compensation	Age less than 35	%	Age 35-44	%	Age 45-54	%	Age 55-64	%	Age 65-74	%	Age 75 or older	%
Brazos	2,384	548	23%	357	15%	327	14%	316	13%	534	22%	302	13%
Randall	2,391	388	16%	443	19%	367	15%	304	13%	583	24%	306	13%
Grayson	2,590	311	12%	250	10%	313	12%	367	14%	896	35%	452	17%
Webb	2,444	381	16%	412	17%	301	12%	282	12%	697	29%	371	15%
Johnson	2,861	474	17%	441	15%	412	14%	394	14%	824	29%	316	11%
Galveston	5,385	763	14%	857	16%	848	16%	803	15%	1,545	29%	569	11%
Travis	12,922	2,448	19%	2,116	16%	1,940	15%	1,931	15%	2,860	22%	1,625	13%
Dallas	24,100	3,843	16%	3,432	14%	4,067	17%	4,187	17%	6,133	25%	2,437	10%
Bell	28,833	4,762	17%	5,995	21%	7,181	25%	5,790	20%	3,473	12%	1,632	6%
Harris	42,124	7,918	19%	7,474	18%	6,671	16%	5,842	14%	10,497	25%	3,717	9%
Bexar	68,179	8,186	12%	11,185	16%	14,114	21%	13,528	20%	13,783	20%	7,379	11%

WEBB County Serviced Veterans by Gender

(Compared to other Texas Counties)

County	Total: Compensation	Male Recipients: Compensation OR Pension	%	Female Recipients: Compensation OR Pension	%
Brazos	2,384	2,151	90%	233	10%
Randall	2,391	2,171	91%	220	9%
Grayson	2,590	2,401	93%	189	7%
Webb	2,444	2,345	96%	99	4%
Johnson	2,861	2,591	91%	270	9%
Galveston	5,385	4,845	90%	540	10%
Travis	12,922	11,293	87%	1,629	13%
Dallas	24,100	21,023	87%	3,077	13%
Bell	28,833	22,724	79%	6,109	21%
Harris	42,124	37,040	88%	5,084	12%
Bexar	68,179	57,015	84%	11,164	16%

WORKING FOR YOU



THE VETERANS OFFICE, INFORMS & ASSISTS VETERANS, SPOUSES AND SURVIVING DEPENDANTS IN OBTAINING THEIR LOCAL, STATE AND FEDERAL BENEFITS.

- **2411 VISITS FROM VETERANS AND OR THEIR FAMILIES TO OUR OFFICE**
- **494 VETERANS TRANSPORTED FOR MEDICAL PURPOSES**
- **924 RIDES WHERE GIVEN**
- **24 VETERANS WERE REFERRED TO THE VETERAN TREATMENT PROGRAM**
- **11 (APROX) HOMELESS VETERANS WERE REFERRED**

The Veterans Office rendered a total of 3,390 services during this semi-annual.

OUTREACH



Oct 20th Meeting with City Councilwoman Nelly Vielma	OCTOBER TOTAL: 1
Nov 2nd Meeting at City Hall	
Nov 3rd Meeting for Veteran Museum	
Nov 7th Veterans Day Breakfast with Constable De Valley	
Nov 8th Veterans Day Ceremony at Harmony School of Science	
Nov 9th Veterans Day Event at United South High School	
LCC Veterans Day Ceremony	
Commissioner Jesse Gonzalez Annual Veterans Luncheon	
Nov 10th H.E.B. Veterans Luncheon at American Legion Post 59	
Nov 13th Dedication of Freedom Elementary	NOVEMBER TOTAL: 9
Dec 6th Meeting with Family Endeavors at Veterans Service Office	
Dec 14th Consortium Meeting	DECEMBER TOTAL: 2
Jan 5th Funeral for local WW2 Veteran Amador Hinojosa	
Jan 18th Veteran Coalition Meeting	
Jan 24th City Council Meeting Re: Veteran Museum	
Jan 26th Veterans Meeting at Danny's Restaurant Msgt. Adolfo Gonzalez	JANUARY TOTAL: 3
Feb 13th Home Visit to local Veteran	
Feb 21st Laredo Veterans Coalition Meeting	FEBRUARY TOTAL: 2
Mar 14th Meeting at VA Clinic	
Mar 6th - 8th Outreach to the Border Protection Veterans at Checkpoint IH35	
Mar 16th Commissioner Jesse Gonzalez Spring Break Fun Day	MARCH TOTAL: 3
	TOTAL OF 20 OUTREACH EVENTS

VETERANS OFFICE



Veteran Service Officer, David Garza