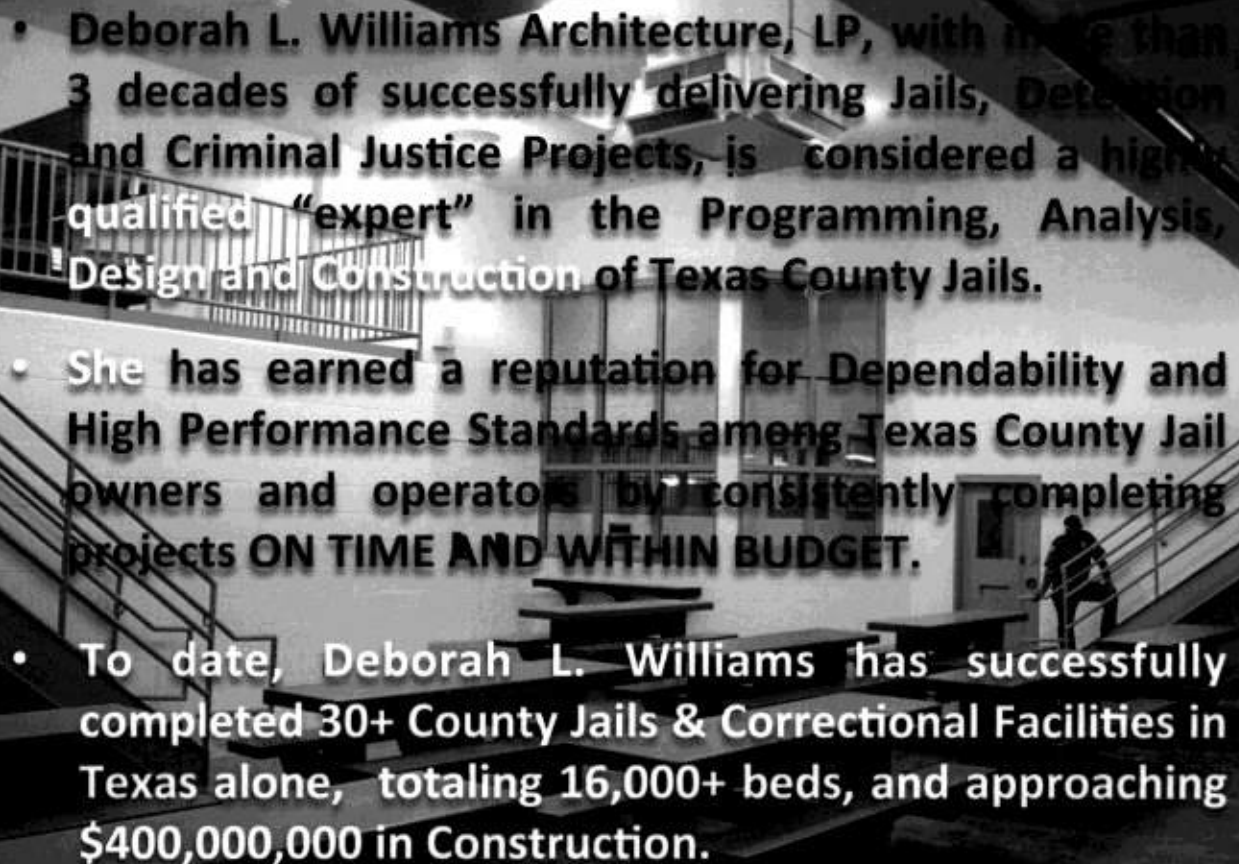


WEBB COUNTY JAIL AND LAW ENFORCEMENT CENTER

DEBORAH L. WILLIAMS ARCHITECTURE, LP

PAST EXPERIENCE ↔ FORWARD THINKING

THERE ARE NO "DO-OVERS" IN PROGRAMMING, ANALYSIS, DESIGN, OR CONSTRUCTION OF COUNTY JAILS. YOUR CONSULTANT HAS GOT TO GET IT RIGHT THE FIRST TIME!!! WEBB COUNTY'S NEW JAIL & LAW ENFORCEMENT CENTER HAS GOT TO ENDURE THE TEST OF TIME FOR 30+ YEARS.....

- 
- Deborah L. Williams Architecture, LP, with more than 3 decades of successfully delivering Jails, Detention and Criminal Justice Projects, is considered a highly qualified "expert" in the Programming, Analysis, Design and Construction of Texas County Jails.
 - She has earned a reputation for Dependability and High Performance Standards among Texas County Jail owners and operators by consistently completing projects **ON TIME AND WITHIN BUDGET.**
 - To date, Deborah L. Williams has successfully completed 30+ County Jails & Correctional Facilities in Texas alone, totaling 16,000+ beds, and approaching \$400,000,000 in Construction.

August 25, 1014

Honorable Members of the Webb County Commissioners Court
1000 Houston Street
Laredo, Texas 78040

**RE: STATEMENT OF QUALIFICATIONS – RFQ-2014-001
Independent Architect or Engineer
To Provide Owners Representation of the Design and Construction
For the Webb County Jail and Law Enforcement Complex – Laredo, Texas**

To the Honorable Members of the Webb County Commissioners Court;

As 100% owner of Deborah L. Williams Architecture, LP, I believe I am THE MOST qualified Independent Architect in the State of Texas that Webb County could select for this very strategic and challenging project. Please allow me to explain why:

1. Deborah Williams has a long-standing, PROVEN track record working with Webb County. I was the Project Architect for the 500 bed, Webb County Detention Center in Rio Bravo in 1998 AND the Project Architect for the 184 Webb County Downtown Jail Renovation and Addition in 2001.
2. The core of my architectural practice is TEXAS COUNTY JAILS. I have over 30 years of design and construction experience in the Texas Jail industry.
3. In that time frame I have served as either Project Architect or Special Liaison to the Texas Commission on Jail Standards on over 30 Detention Facilities in the State of Texas, 18 of which were reviewed and approved by the Texas Commission on Jail Standards.
4. I have an EXCELLENT and TRUSTED working relationship with the Texas Commission on Jail Standards.
5. 27 of these Projects were financed innovatively through the use of **Non-Recourse Revenue bonds, with NO RISK to the taxpayer or increase in taxes, including the 2 Webb County projects listed above.**
6. Because of my County Jail experience, I am highly qualified to assist Webb County in developing the architectural program and specifications for their RFQ/RFP.
7. My Team member Hull Youngblood, author of Design/Build Handbook-Texas Edition is THE EXPERT to assist Webb County in evaluating the Responses to the RFQ/RFP.
8. My Team member Don Carr is THE EXPERT in the integration of security equipment and security electronics.
9. I was born and raised in San Antonio, and have lived in Texas my whole life. I understand, inherently, the border/law enforcement situation in Webb County.

I UNDERSTAND just how vital this new County Jail and Law Enforcement Complex is to Webb County and its citizen's safety. I am ready to roll up my sleeves and get to work with your Team. I will be a diligent, hard-working and loyal independent Architect for Webb County. I will not stop until the new Webb County Jail and Law Enforcement Complex is delivered ON TIME an ON BUDGET! I **WANT THIS JOB** and I am ready to start today!

Sincerely and respectfully submitted,



Deborah L. Williams – Deborah L. Williams Architecture LP

Webb County “Unique”

Webb County Jail has UNIQUE Security Needs as enumerated by the FNA as published by the Texas Commission on Jail Standards



- The **“Facility Needs Analysis”** was issued by the Texas Commission on Jail Standards, on **March 9, 2012**, as requested by Sheriff Cuellar. (The FNA is included in your binder as APPENDIX “A”.)

PROJECTED JAIL CAPACITY NEEDS ARE BASED ON 4 THINGS:

- County Incarceration Rate
- Projected County Population
- Peak Population Factor
- Classification Percentage

4 Scenarios were projected by the TCJS for Webb County in 2012, projecting over a 20 year period, from 2010 to 2030:

- **SCENARIO I:** Minimum of 1,035 – 1,056 jail beds
- **SCENARIO II:** Minimum of 882 – 912 beds
- **SCENARIO IIIa:** Minimum of 893 - 912 beds
- **SCENARIO IIIb:** Minimum of 998 – 1,008 beds
- As the FNA pointed out their population projection data was based on a County population of 250,304 in 2010. The published population of Webb County in 2013 was 262,495, almost a 5% increase in 3 years.
- **BASED ON A 2 YEAR OLD “FACILITY NEEDS ANALYSIS”, THE NEW WEBB COUNTY JAIL WILL NEED TO ACCOMMODATE 912 – 1,056 BEDS AND BE CAPABLE OF DOUBLING IN SIZE.**
- Please see complete “Facility Needs Analysis” in Appendix “A”

New Webb County Jail has **UNIQUE** Security & Health Diagnostic Needs



- **DETAINEE CLASSIFICATION AND SEPARTATION** ARE GOING TO BE PARAMOUNT IN THE PROGRAMMING AND DESIGN OF THE NEW WEBB COUNTY JAIL.
- **WEBB COUNTY'S NEW JAIL** requires more diverse classification capabilities than any other Jail in Texas.
- Since our interview in March with the Webb County Jail Committee, the world has become a much more dangerous, violent and accessible place.
- Not only does Webb County have to deal with traditional detainees, gang members, drug cartels, human traffickers, gun runners but now the real threat of terrorists entering the United States.
- **It is a well known fact that ISIS (Islamic State of Iraq and Syria) will use Texas's southern border to enter the United States with the assistance of the drug cartels.**
- The New County Jail will require state of the art Detainee Classification and Monitoring capabilities. **Separation of populations is vital to the security of this new facility.**
- With detainees from not only Webb County, Central and South America, and across the world, the New Webb County Jail will require a state of the art infirmary, capable of diagnosing and isolating detainees with communicable diseases as well as diagnosing the mentally ill, to be able to classify them properly for their own protection.



Why DLW Architecture?

Why Deborah L. Williams Architecture, LP



I have a **PROVEN TRACK RECORD** working within the Webb County Jail System.

Webb County Detention Center
500 beds 1998-1999
92,000 sq.ft.

Webb County Downtown Jail – Renovation & Addition
184 bed Addition
2001 20,000 sq.ft.



WEBB COUNTY WILL NOT BE WORKING WITH A STRANGER.

DEBORAH L. WILLIAMS ARCHITECTURE, LP

Why Deborah L. Williams Architecture, LP



- The **CORE** of my architectural practice over the last **30 YEARS** has been **Texas County Jails**.
- I have served as Project Architect **OR SPECIAL LIAISON TO THE “TEXAS COMMISSION ON JAIL STANDARDS”** on over **30** Detention Facilities in the **State of Texas**.
- **18** of which were **REVIEWED AND APPROVED** by the Texas Commission on Jail Standards
- **27** of which were delivered through **DESIGN/BUILD/FINANCE with no cost to the taxpayer**
- **ALL 32** projects were delivered **ON TIME AND WITHIN BUDGET!**
- In 2004 & 2005 I served as the **EXPERT WITNESS** on behalf of Cameron County in it's Arbitration with the Design/Builder of their new County Jail & Sheriff's Office.
- Cameron County was successful in that endeavor.




DEBORAH L. WILLIAMS ARCHITECTURE, LP

Special Consultants

2 VALUABLE AND EXCLUSIVE CONSULTANTS THAT ADD IMMEASURABLE VALUE TO WEBB COUNTY

D. Hull Youngblood, Jr.
Attorney at Law
Author of
DESIGN/BUILD HANBOOK –
TEXAS EDITION
AN OWNER'S PRACTICAL GUIDE
TO THE DESIGN/BUILD PROCESS



- Hull, Don and I worked together on both the Rio Bravo Detention Facility & the Webb County Downtown Jail Addition
- Hull was “of counsel” to the original operator/developer on the Rio Bravo facility.
- Don’s detention & security equipment company provided the equipment on both the Rio Bravo facility and the Downtown Jail Addition & Renovation.
- Hull, Don and I have worked **TOGETHER** on the Design and Delivery of Texas County Jails for over 25 YEARS.



Don Carr
Former President (Ret)
ISI – SECURITY SOLUTIONS
Fully integrated Detention &
Security Control Systems

DEBORAH L. WILLIAMS ARCHITECTURE, LP

2 VALUABLE AND EXCLUSIVE CONSULTANTS THAT ADD IMMEASURABLE VALUE TO WEBB COUNTY



- Hull is considered the “go-to” expert on the LEGAL delivery process of **Design/Build** projects within the State of Texas.
- Hull’s **FATHER** was the 1st Chairman of the **Texas Commission on Jail Standards** & was instrumental in developing the “Texas Jail Standards.”

Hull’s 30 years of experience in Public/Private blended Security projects has given him first hand experience in:

- | | |
|--|---|
| <ul style="list-style-type: none"> • Specialty legal opinions related to the development & financing of correctional projects | <ul style="list-style-type: none"> • Preparation and Evaluation of RFQ/RFP requirements |
| <ul style="list-style-type: none"> • Design/Build compliance & Consulting | <ul style="list-style-type: none"> • Regulatory Compliance |
| <ul style="list-style-type: none"> • Project Funding structures & Planning | <ul style="list-style-type: none"> • Community Acceptance & Public Meetings |
| <ul style="list-style-type: none"> • Taxable & tax-exempt financing | <ul style="list-style-type: none"> • Contract negotiation for private medical/infirmarary care |

2 VALUABLE AND EXCLUSIVE CONSULTANTS THAT ADD IMMEASURABLE VALUE TO WEBB COUNTY



- Don was instrumental in the widest development & expansion of detention equipment & security controls within the Security Industry in the last 20 years.
- Don has provided security solutions to more than 2,000 detention, defense & government facilities throughout the U.S. & abroad.

Don's leadership in the detention equipment and security electronics field over the past 20 years has lead to:


- | | |
|--|--|
| • Custom designed, integrated security systems – beginning at the exterior barrier | • Detention Grade Equipment- metal doors & walls, bar grating, wire mesh, furniture & security glass |
| • Interactive detention control through touchscreen technology | • Consolidated intercoms with integrated cameras with real time facial identification |
| • Real time alarm detection, location and data recording | • Hand-held PDA's to provide door controls, watch tour counts & communication management |
| • Remote video visitation | • The ability to integrate all security electronics & equipment |

Texas County Jail Experience

TEXAS COUNTY JAIL & CORRECTIONS EXPERTISE

THE MOST LEGITIMATE REFERENCE FOR ANY ARCHITECT
IS THE REPEAT CLIENT.

IF I DIDN'T DO A GOOD JOB ON THE FIRST PROJECT
I WOULDN'T GET ANOTHER
OPPORTUNITY ON ANY OTHER
PROJECT



❖ Garza County, Texas (4 projects)

- Giles W. Dalby Correctional Center
(Liaison to Texas Commission on Jail Standards)
1,000 bed, 192,000 sq.ft.
1999
\$32,000,000
- Garza County Juvenile Detention Center – Phase I
48 bed, 19,000 sq.ft.
2000
\$2,500,000
- Garza County Juvenile Detention Center – Phase II
48 bed, 11,000 sq.ft.
2001
\$2,000,000
- Garza County Jail and Law Enforcement Center
96 bed, 29,000 sq.ft.
2009
\$6,800,000

DEBORAH L. WILLIAMS ARCHITECTURE, LP

GARZA COUNTY DETENTION FACILITIES POST, TEXAS

<ul style="list-style-type: none"> • Giles W. Dalby Facility 1,000 bed – Phase I FBOP CRIMINAL ALIEN FACILITY – Security • \$38,000,000 – Phase I 	<ul style="list-style-type: none"> • Financed through non-recourse revenue bonds • 135,000 sq.ft. –Phase I
<ul style="list-style-type: none"> • Garza County Juvenile Detention Center • 48 beds – Phase I \$2,500,000 • 48 beds – Phase II \$,2000,000 	<ul style="list-style-type: none"> • Financed through non-recourse revenue bonds • 18,934 sq.ft. –Phase I • 11,000 sq.ft. – Phase II
<ul style="list-style-type: none"> • Garza County Jail & Sheriff’s Office • 96 beds • \$6,800,000 	<ul style="list-style-type: none"> • Financed through non-recourse revenue bonds • 29,000 sq.ft.



LA SALLE COUNTY DETENTION CENTER ENCINAL, TEXAS

<ul style="list-style-type: none">• 566 bed Texas County Jail	<ul style="list-style-type: none">• Financed through non-recourse revenue bonds
<ul style="list-style-type: none">• \$38,000,000	<ul style="list-style-type: none">• 135,000 sq.ft.



WEST TEXAS DETENTION FACILITY SIERRA BLANCA, TEXAS

- | | |
|---|---|
| <ul style="list-style-type: none">• 528 bed Texas County Jail – Phase I | <ul style="list-style-type: none">• Financed through non-recourse revenue bonds |
| <ul style="list-style-type: none">• \$15,500,000 | <ul style="list-style-type: none">• 90,000 sq.ft. |
- 525 beds were added in 2006 shown in the white buildings



FANNIN COUNTY JAIL & SHERIFF'S OFFICE BONHAM, TEXAS

- | | |
|--|---|
| <ul style="list-style-type: none">• 452 bed Texas County Jail• Sheriff's Office | <ul style="list-style-type: none">• Financed through non-recourse revenue bonds |
| <ul style="list-style-type: none">• \$23,000,000 | <ul style="list-style-type: none">• 96,362 sq.ft. |



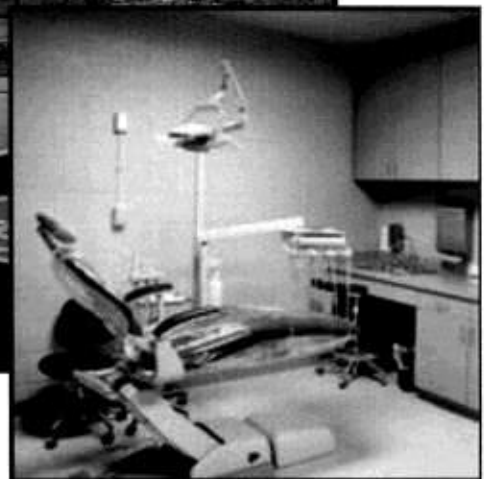
JACK HARWELL DETENTION CENTER WACO, TEXAS

- | | |
|--|--|
| <ul style="list-style-type: none">• 816 bed Texas County Jail Expansion – <i>Schematic Design and Special Liaison to Texas Jail Commission</i> | <ul style="list-style-type: none">• Remote Visitation Center• Financed through non-recourse revenue bonds |
| <ul style="list-style-type: none">• \$38,000,000 | <ul style="list-style-type: none">• 135,000 sq.ft. |



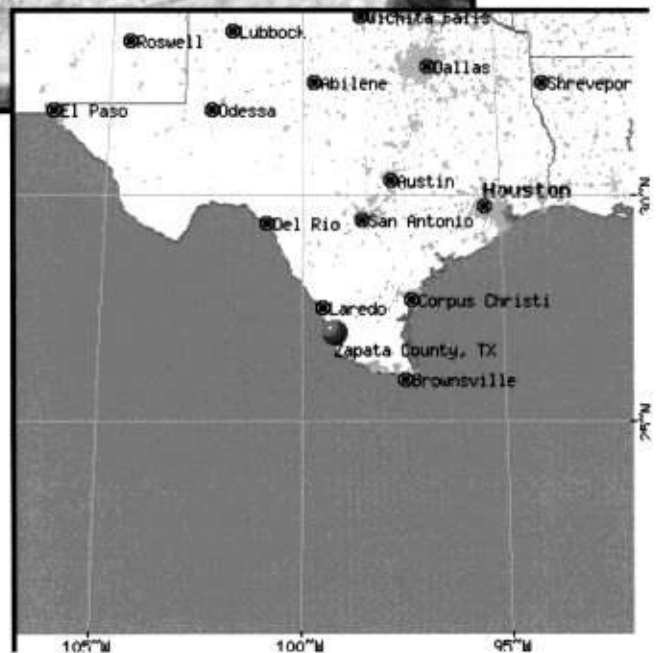
MAVERICK COUNTY DETENTION CENTER EAGLE PASS, TEXAS

- | | |
|---|---|
| <ul style="list-style-type: none">• 654 bed Texas County Jail | <ul style="list-style-type: none">• Financed through non-recourse revenue bonds |
| <ul style="list-style-type: none">• \$23,000,000 | <ul style="list-style-type: none">• 135,640 sq.ft. |



ZAPATA COUNTY JAIL ZAPATA, TEXAS

- | | |
|---|---|
| <ul style="list-style-type: none">• 182 bed Texas County Jail | <ul style="list-style-type: none">• Financed through non-recourse revenue bonds |
| <ul style="list-style-type: none">• \$4,900,000 | <ul style="list-style-type: none">• 35,765 sq.ft. |



DEBORAH L. WILLIAMS ARCHITECTURE, LP



IAH SECURE ADULT "ICE" DETENTION FACILITY LIVINGSTON, TEXAS

- IAH Secure Adult Detention Facility – ICE ADMINISTRATIVE EXPANSION
- \$2,580,000

- Financed through non-recourse revenue bonds
- 18,000 sq.ft.

- IAH Secure Adult Detention Facility
- 120 person ICE HOLDING CELL EXPANSION
- \$1,800,000

- Financed through non-recourse revenue bonds
- 4,700 sq.ft.



JONES COUNTY INTERMEDIATE SANCTION FACILITY ANSON, TEXAS

- | | |
|---|--|
| <ul style="list-style-type: none">• 1,000 bed Texas Intermediate Sanction Facility | <ul style="list-style-type: none">• Financed through non-recourse revenue bonds |
| <ul style="list-style-type: none">• \$24,000,000 | <ul style="list-style-type: none">• 120,000 sq.ft. |



DEBORAH L. WILLIAMS ARCHITECTURE, LP

TEXAS COUNTY JAILS REVIEWED BY TCJS & ADDITIONAL TEXAS CORRECTIONS PROJECTS

TEXAS COUNTY JAILS &/OR DETENTION FACILITIES THAT HAVE BEEN REVIEWED AND APPROVED BY THE <u>"TEXAS COMMISSION ON JAIL STANDARDS"</u>	TEXAS DETENTION &/OR CORRECTIONAL FACILITIES THAT HAVE NOT BEEN REVIEWED OR APPROVED BY THE <u>"TEXAS COMMISSION ON JAIL STANDARDS"</u>
1. Jones County Jail & Sheriff's Office	19. Jones County Intermediate Sanction Facility
2. Polk County "ICE" Holding Cell Addition	20. FBOP Repurposing Center
3. Garza County Jail & Law Enforcement Center	21. "ICE" Processing Center Addition South Texas
4. Fannin County Jail & Sheriff's Office	22. City of La Porte Law Enforcement Center & Emergency Ops Center
5. Jack Harwell Detention Center – (Schematic Design & Liaison to "Texas Commission on Jail Standards")	23. "ICE" Processing Center South Texas
6. Polk County "ICE" Administration Expansion	24. City of Pecos Texas – Criminal Justice Center
7. Maverick County Jail	25. City of Heath City Hall and Police Station
8. Willacy County Jail & Sheriff's Office	26. Hood County Regional Juvenile Justice Center
9. West Texas Detention Facility	27. Garza County Juvenile Justice Center Expansion
10. La Salle County Detention Center	28. Giles W. Dalby Correctional Center (Security Consultant)
11. Bailey County Jail	29. Garza County Juvenile Justice Center
12. "USMS" Detention Center Raymondville	30. Bradshaw State Jail
13. Rolling Plains Jail & Detention Facility (Security Consultant & Liaison to TCJS)	31. Roy K. Robb Juvenile Substance Abuse Facility
14. Zapata County Regional Jail	32. Texas Department of Criminal Justice Men's State Jail Facility (Security Consultant)
15. Giles W. Dalby Correctional Center (Liaison to TCJS)	
16. Webb County Downtown Jail Addition & Renovation	
17. Webb County Detention Facility at Rio Bravo	
18. Winkler County Jail	

**Green
is
Good**

Energy Efficiency – Sustainable Design Leads to Efficiency of \$\$\$\$

Green is Good Practice

**SUSTAINABLE DESIGN RESULTS IN ENERGY,
OPERATIONS & MAINTENANCE EFFICIENCIES
THROUGHOUT THE LIFE OF YOUR NEW JAIL
AND LAW ENFORCEMENT CENTER**

- ✓ Condense – Compact – Reduce
- ✓ Sustainable Site
- ✓ Solar Orientation
- ✓ Natural day lighting
- ✓ Reduce Energy Usage in ALL ASPECTS
- ✓ Improved Materials and Resources
- ✓ Water Efficiency
- ✓ Maximize R-Values from Exterior to interior
- ✓ Indoor Environmental Quality
- ✓ Geothermal Options
- ✓ Innovation in products and materials
- ✓ Energy Recovery
- ✓ Building Commissioning
- ✓ Initial Cost vs. Lifecycle Cost
- ✓ Return on Investment
- ✓ Energy Savings/ Maintenance Budget
- ✓ Lighting Controls

Appendix “A”

FNA

TEXAS COMMISSION ON JAIL STANDARDS

EXECUTIVE DIRECTOR
Adan Muñoz, Jr



P.O. Box 12985
Austin, Texas 78711
Voice: (512) 463-5505
Fax: (512) 463-3185

Agency Website: <http://www.tcjs.state.tx.us>
E-mail Address: adan.munoz@tcjs.state.tx.us

March 29, 2012


Sheriff Martin Cuellar
Sheriff, Webb County
902 Victoria Street
Laredo, Texas 78040

Dear Sheriff Martin Cuellar:

Reference your request for a facility needs analysis. Attached are our findings in report form. This analysis is not a directive, but a tool in guiding you as you plan for a new facility. Local community standards should be applied to these findings to determine the final scope of your construction project.

Please contact me if I can be of further assistance.

Sincerely,


Adan Muñoz Jr.
Executive Director

cc: The Honorable Danny Valdez, County Judge

Judge Donna S. Klaeger, Burnet, Chair
Stanley D. Egger, Abilene, Vice Chair
Irene A. Armendariz, El Paso

Allan D. Cain, Carthage
Jerry W. Lowry, New Caney
Larry S. May, Sweetwater

Sheriff Gary Painter, Midland
Dr. Michael M. Seale, M.D., Houston
Sheriff Tam Terry, Panhandle

"The Commission on Jail Standards welcomes all suggestions and will promptly respond to all complaints directed against the agency or any facilities under its purview".

To empower local government to provide safe, secure and suitable local jail facilities through proper rules and procedures while promoting innovative programs and ideas

FACILITY NEEDS ANALYSIS

PREPARED FOR



WEBB COUNTY

Laredo, Texas

March 29, 2012

TABLE OF CONTENTS

Introduction.....	3
Current Jail Conditions	3
Incarceration Rate Trends	4
Population Projections	4
Peak Population Factor	5
Projected Capacity Needs	5
Recommendation	7
Additional Considerations	7

INTRODUCTION

The purpose of this report is to evaluate future county jail capacity needs for Webb County. Information maintained by the Commission and data provided by the Texas State Data Center, the U. S. Census Bureau and the Webb County Sheriff's Office are utilized in this report. In addition, historical jail population trends are presented and assist in predicting future needs.

Review of the statewide adult incarceration system provides perspective for determining the needs for counties. The availability of beds in the state prison system directly affects populations in county jails and has in previous years created a higher county jail population.

Currently the statewide county jail capacity is 93,668 and the inmate population is 63,096 which represents an occupancy level of 67.36% statewide. Although the occupancy level has decreased due to the number of beds constructed over the previous decade, the statewide inmate population has remained constant over the last five years. The one segment that has decreased is the Federal Contract population housed in contract facilities that are under the Commission's purview. The agency however does not have data regarding the Federal Contact population housed in facilities that are not under our purview.

The estimated capacity recommended in this report is not a directive as to what capacity a facility must be designed. Local community standards should be applied to these findings as well as your prison movement status to determine the final scope of your construction project.

CURRENT JAIL CONDITIONS

Webb County currently operates one facility, located at 1001 Washington Street in Laredo, Texas that was constructed in 1986 with a capacity of 474. An addition and renovation in 2001 increased the capacity of the facility to 570. Of these 570 beds, 18 separation cells and 120 single occupancy cells are provided with the balance provided as multiple occupancy cells and dormitory housing. The intake area at the Webb County Jail contains five holding cells with a rated capacity of 20, two detoxification cells and one violent cell.

On March 1, 2012, the inmate population of Webb County was 434 local inmates and 51 contract inmates for a total population of 485 inmates. In the previous twelve months the average daily population, which is based upon local inmates only, has been 472 inmates per day.

The Webb County Jail also provides support for all local, state and federal agencies operating within the county. These include but are not limited to the Webb County Sheriff's Office, Laredo Police Department, Department of Public Safety, Texas Parks and Wildlife Department, Texas Alcoholic Beverage Commission, Laredo Independent School District, Webb County Constables' Offices, and the United States Marshalls' Service.

INCARCERATION RATE TRENDS

In order to calculate the incarceration rate the average daily population (ADP) of the jail is divided by the total county population for the year. The incarceration rate reflects the number of inmates housed per 1,000 people in the county.

<u>DATE</u>	<u>ADP</u>	<u>COUNTY POPULATION</u>	<u>LOCAL RATE</u>	<u>STATE RATE</u>
3/1/2012	478	250,304 ¹	1.91 ²	2.36

Last year's local incarceration rate for Webb County was significantly lower than the average county rate of 2.36. For use in this analysis, the current local incarceration rate of 1.91 per thousand (.00191), increased to 1.99 will be used to project future needs until the year 2030.

¹the county population as of the 2010 census is utilized

²Webb County incarceration rate based upon data submitted

POPULATION PROJECTIONS

According to the 2010 census data provided by the U.S. Census Bureau, Webb County was home to 250,304 residents which represented a 23% growth rate from the 2000 census.

Scenario 1

At the time of this report, the Texas State Data Center had not released updated population projections based upon the 2010 census data. The most recent population projection released by the Texas State Data Center was in 2008 and the suggested scenario projected the 2010 population for Webb County would be 263,727, which was inaccurate by 13,423 or 5.4%. This was the baseline for their future projections which must also be viewed cautiously. The data center predicted that Webb County could be home to 344,135 residents in 2020 which represents 23% growth over that decade, and 437,726 residents by the year 2030, a 21% growth rate for that decade. For reference purposes, this projection will be designated Scenario 1.

Scenario 2

One of the population projections the Texas State Data Center released in 2008 projected the 2010 population for Webb County would be 257,590, which was inaccurate by 7,286 or 2.9%. Utilizing this scenario, the data center predicted that Webb County could be home to 318,283 residents in 2020 which represents 17% growth over that decade, and 372,899 residents by the year 2030, a 15% growth rate for that decade. For reference purposes, this projection will be designated Scenario 2.

Scenario 3

The Commission on Jail Standards reviewed all available data regarding the actual population of Webb County based upon the 2000 and 2010 census. A population projection can be created one of two ways. The first way is to extrapolate the growth over the previous decade which provides a rate of 5,718 persons per year. If this same amount is applied to the next decade the county could be home to 307,484 persons by 2020 which would be a 18.5% growth rate. Applying the same 18.5% growth rate to the following decade would project that the county could be home to 379,609. This scenario will be designated Scenario 3a.

The second way is to apply the previous decade's actual growth rate, which was 23%, to the next decade while utilizing the 2010 census data as the base line. This would indicate that the county could be home to 325,070 in 2020. Applying the same 23% growth rate to the following decade would project that the county could be home to 422,168 residents. This scenario will be designated Scenario 3b.

YEAR	Scenario 1	Scenario 2	Scenario 3a	Scenario 3b
2010	250,304	250,304	250,304	250,304
2020	344,135	318,283	307,484	325,070
2030	437,726	372,899	379,609	422,168

Population forecasts are based on many factors that are unpredictable including birth rate, death rate, immigration, and emigration; however, this analysis should be a good model to employ in determining the future jail needs of Webb County.

PEAK POPULATION FACTORS

To assist in projecting future capacity needs for the jail, consideration is given to historical peak inmate populations. Peak populations represent those days in each month when the jail has the highest number of inmates.

The peak population factor represents an additional percentage of beds that are needed in a jail to accommodate those days when the jail population is higher than average. To calculate the peak population factor for Webb County, we utilize data provided by the Sheriff's Department.

The average peak population during the last twelve months was 509 while the average daily population (ADP) was 478; this represents a difference of 31. To calculate the peak population factor, 31 is divided by the ADP of 478 which represents a factor of 6%, which will be utilized in calculating the projected capacity needs in the next section. It should be noted that the peak population of the jail during the last twelve months was 509 local inmates which occurred in August 2011, based upon Webb County Sheriff's population report.

PROJECTED CAPACITY NEEDS

Projected needs are based on the county incarceration rate, projected county population, the peak population factor, and a classification percentage. In this analysis four scenarios are provided for the future needs of Webb County. In each scenario, the county population is multiplied by the incarceration rate to yield an expected inmate population. A peak population percentage (6%) is then added to the anticipated inmate population which provides a minimum capacity projection. At this time, a classification percentage (10%) is added to ensure a sufficient number of beds are provided for objective jail classification. The following table indicates projected future incarceration needs for Webb County utilizing the different population projections as discussed in the previous section:

Scenario I

Year	Projected County Population	Incarceration Rate	Projected Inmate Population	Peak Population	Minimum Capacity	Classification	Total Capacity	Suggested Capacity
2020	344,135	1.95	671.06	53.69	724.75	72.47	797	816
2030	437,726	1.99	871.07	69.69	940.76	94.08	1035	1,056

Scenario II

Year	Projected County Population	Incarceration Rate	Projected Inmate Population	Peak Population	Minimum Capacity	Classification	Total Capacity	Suggested Capacity
2020	318,283	1.95	620.65	49.65	670.30	67.03	737	768
2030	372,899	1.99	742.07	59.37	801.43	80.14	882	912

Scenario IIIa

Year	Projected County Population	Incarceration Rate	Projected Inmate Population	Peak Population	Minimum Capacity	Classification	Total Capacity	Suggested Capacity
2020	307,484	1.95	599.59	47.97	647.56	64.76	712	720
2030	379,609	1.99	751.68	60.13	811.81	81.18	893	912

Scenario 3b

Year	Projected County Population	Incarceration Rate	Projected Inmate Population	Peak Population	Minimum Capacity	Classification	Total Capacity	Suggested Capacity
2020	325,070	1.95	633.89	50.71	684.60	68.46	753	768
2030	422,168	1.99	840.11	67.21	907.32	90.73	998	1,008

RECOMMENDATION

Scenario I indicates that Webb County would need, at a minimum, 1,035 jail beds to properly house the projected number of inmates over a 20 year period. Due to this we would recommend that no less than **1,056** beds be considered in order to maximize efficiency when the 1:48 staff to inmate ratio is taken into account. **The design professional should also take into account future planning and construction needs based upon past and predicted female incarceration rates (typically 15%) and classification variances of all inmates.** There is an indication that female incarceration rates will continue to increase throughout the state.

Scenario II indicates that the county would need, at a minimum, 882 jail beds by the year 2030. However, based upon the 1:48 staff to inmate ratio, we recommend no less than 912 beds be considered.

Scenario IIIa indicates that the county would need, at a minimum, jail 893 beds by the year 2030. However, based upon the 1:48 staff to inmate ratio, we recommend no less than 912 beds be considered.

Scenario IIIb indicates that the county would need, at a minimum, jail 998 beds by the year 2030. However, based upon the 1:48 staff to inmate ratio, we recommend no less than 1,008 beds be considered.

You are reminded that our analysis is based on a 20 year proposal beginning in 2010. Failure to meet this time period can affect our projections requiring additional space.

ADDITIONAL CONSIDERATIONS

Additional information received from the Webb County Sheriff's Office needs to be considered as the county plans for a new jail.

First, the Webb County Sheriff's Office currently has approximately 11,000 outstanding warrants and it should be anticipated that the municipalities within the county will only add to this amount. In addition, all people arrested by other local Law Enforcement agencies can impact the county jail population, causing unexpected peaks in population.

Second, Webb County has several highways within its boundaries including Interstate 35, State Highway 59 and State Highway 83 which are heavily relied upon by commuters, and travelers. Department of Public Safety State Troopers patrolling these highways make arrests on drivers who are trafficking drugs or have misdemeanor violations, felony violations, parole violations and previous speeding tickets which can also adversely impact the jail population and cause it to be overcrowded.

Third, Laredo is the number one inland port on the United States-Mexico border. It serves as the NAFTA gateway for air cargo, is served by two Class 1 railroads, experiences over 10,000 commercial truck crossings per day and is the sixth largest United States Customs District.

Fourth, Laredo and Webb County hosts several large events annually and is home to Lake Casa Blanca State Park.

All of these factors play a major role in deciding whether or not Webb County needs additional jail space. Please contact the Commission at the address below to obtain additional copies of this document.

Adan Munoz Jr.
Texas Commission on Jail Standards
P.O. Box 12985
Austin, Texas 78711
512-463-5505