



Webb County Tax Office
Norma Farabough, RTA, CSTA, CTA
1110 Victoria St., Ste. 107
Laredo, Texas 78040
Ph: 956-523-4200
Fax: 523-5050

Memorandum

TO: Webb County Commissioner's Court

FROM: Norma Farabough, RTA, CSTA, CTA
Tax Assessor-Collector

RE: Certified Collection Reports

DATE: January 5, 2018

The following is the year to date collections for Webb County:

Year	Collections	Percentage of Collection
2016	\$58,949,607.02	83.04%
2017	\$40,091,237.29	49.70%

The difference in the percentage of collection is because the County is no longer offering the early discounts.

ENTITY	CURRENT BASE TAX	CURRENT PENALTY	CURRENT INTEREST	DELINQUENT BASE TAX	DELINQUENT PENALTY	DELINQUENT INTEREST	ESCROW/ OVER AMT	TOTAL
C2	35848.88	204.47-	.00	1504.58	179.87	228.23	.00	37557.09
C3	14402.45	103.70-	.00	786.28	89.50	230.68	.00	15405.21
GWB	21205843.66	.00	.00	150974.37	16588.34	26311.83	.00	21399718.20
LRP	1053.34	.00	.00	74.13	8.19	11.86	.00	1147.52
S1	14301741.77	.00	.00	69079.93	8005.09	11866.72	.00	14390693.51
S2	.00	.00	.00	157.93	17.38	101.89	.00	277.20
S4	111554.41	50.83-	.00	173.81	20.77	35.07	.00	111733.23
DUP	.00	.00	.00	.00	.00	.00	20806.15	20806.15
OVR	.00	.00	.00	.00	.00	.00	95227.69	95227.69
ESC	.00	.00	.00	.00	.00	.00	10627.31	10627.31
TOTL	35670444.51	359.00-	.00	222751.03	24909.14	38786.28	126661.15	36083193.11

TOTAL CURRENT 35670085.51

TOTAL DELINQUENT 286446.45

ATTORNEY'S FEES 37988.36


FEES 270.00

TOTAL ESCROW 126661.15

TOTAL TRANSFER .00

TOTAL DEPOSIT 36121451.47

I, Norma Farabough, RTA, CSTA, CTA Webb County Tax Assessor-Collector do hereby certify this document to be true and correct to the best of my knowledge.



January 5, 2018

ENTITY	CURRENT BASE TAX	CURRENT PENALTY	CURRENT INTEREST	DELINQUENT BASE TAX	DELINQUENT PENALTY	DELINQUENT INTEREST	ESCROW/ OVER AMT	TOTAL
C2	132176.86	2354.74-	.00	14460.59	1709.88	2209.48	.00	148202.07
C3	62963.21	1191.30-	.00	6940.30	813.39	1255.78	.00	70781.38
GWB	39984509.11	.00	.00	430131.49	48275.09	70941.39	.00	40533857.08
LRP	2569.25	.00	.00	288.55	30.28	56.77	.00	2944.85
S1	26466928.77	.00	.00	247875.33	28059.84	36663.11	.00	26779527.05
S2	.00	.00	.00	569.79	61.95	400.55	.00	1032.29
S4	191167.04	2331.04-	.00	364.90	43.32	58.76	.00	189302.98
ESC	.00	.00	.00	.00	.00	.00	16985.74	16985.74
OVR	.00	.00	.00	.00	.00	.00	100292.31	100292.31
DUP	.00	.00	.00	.00	.00	.00	20806.15	20806.15
TOTL	66840314.24	5877.08-	.00	700630.95	78993.75	111585.84	138084.20	67863731.90

TOTAL CURRENT 66834437.16

TOTAL DELINQUENT 891210.54

ATTORNEY'S FEES 119947.78

FEES 630.00

TOTAL ESCROW 56458.13-

TOTAL TRANSFER 194542.33

TOTAL DEPOSIT 67789767.35

I, Norma Farabough, RTA, CSTA, CTA Webb County Tax Assessor-Collector do hereby certify this document to be true and correct to the best of my knowledge.



January 5, 2018

RECEIVABLE BALANCE 'R' REPORT


FROM 10/01/2017 TO 12/31/2017

YEAR FROM 0000 TO 2017

ALL OTHERS

GWB	--		-----							
YEAR	BEGINNING TAX BALANCE	MAINT ADJ	REFUND ADJ	BASE TAX COLLECTED	RECEIVABLE TAX BALANCE	P & I COLLECTED	COLL FEES COLLECTED	RFND P & I ATTY/DISC	DISCOUNT	TOTAL COLLECTED
1980	.65	.00	.00	.00	.65	.00	.00	.00	.00	.00
1981	28.22	.00	.00	.00	28.22	.00	.00	.00	.00	.00
1982	25.73	.00	.00	.00	25.73	.00	.00	.00	.00	.00
1983	627.69	.00	.00	.00	627.69	.00	.00	.00	.00	.00
1984	600.47	.00	.00	.00	600.47	.00	.00	.00	.00	.00
1985	600.10	.00	.00	.00	600.10	.00	.00	.00	.00	.00
1986	954.64	.00	.00	.00	954.64	.00	.00	.00	.00	.00
1987	1348.65	.00	.00	.00	1348.65	.00	.00	.00	.00	.00
1988	1855.90	.00	.00	.00	1855.90	.00	.00	.00	.00	.00
1989	3705.31	.00	.00	.00	3705.31	.00	.00	.00	.00	.00
1990	4201.26	.00	.00	.00	4201.26	.00	.00	.00	.00	.00
1991	4405.48	.00	.00	.00	4405.48	.00	.00	.00	.00	.00
1992	4678.59	.00	.00	.00	4678.59	.00	.00	.00	.00	.00
1993	8249.07	.00	.00	.00	8249.07	.00	.00	.00	.00	.00
1994	13727.66	.00	.00	.00	13727.66	.00	.00	.00	.00	.00
1995	16786.03	.00	.00	.00	16786.03	.00	.00	.00	.00	.00
1996	63606.91	.00	.00	117.22	63489.69	235.67	29.28	.00	.00	382.17
1997	69656.60	.00	.00	97.67	69558.93	192.41	28.28	.00	.00	318.36
1998	78318.59	.00	.00	83.16	78235.43	152.00	20.61	.00	.00	255.77
1999	104458.59	.00	.00	123.32	104335.27	218.88	33.77	.00	.00	375.97
2000	136156.76	.00	.00	224.85	135931.91	447.23	86.76	.00	.00	758.84
2001	145080.70	.00	.00	215.33	144865.37	411.66	87.44	.00	.00	714.43
2002	163466.80	.00	.00	176.00	163290.80	332.64	76.29	.00	.00	584.93
2003	219322.99	.00	.00	55.29	219267.70	94.23	21.29	.00	.00	170.81
2004	172477.90	.00	.00	163.03	172314.87	269.19	64.84	.00	.00	497.06
2005	155520.90	.00	.00	224.50	155296.40	344.01	84.73	.00	.00	653.24
2006	197032.65	.00	.00	573.66	196458.99	777.25	184.36	.00	.00	1535.27
2007	204366.56	.00	.00	1076.76	203289.80	1271.67	289.33	.00	.00	2637.76
2008	230744.15	.00	.00	1786.23	228957.92	1896.90	480.68	.00	.00	4163.81
2009	246174.48	.00	.00	1449.11	244725.37	1348.41	369.11	.00	.00	3166.63
2010	245602.81	.00	.00	2839.46	242763.35	2477.78	736.87	.00	.00	6054.11
2011	268766.78	.00	.00	5500.63	263266.15	3887.32	1134.41	.00	.00	10522.36
2012	344066.26	423.84-	.00	7158.64	336483.78	4331.18	1506.25	.00	.00	12996.07
2013	374741.09	528.82-	16.89	9390.01	364839.15	5001.33	2017.94	11.27-	.00	16381.12
2014	528371.13	1710.85-	1129.44	25571.46	502218.26	10553.61	4463.61	8.83-	2.90-	39447.51
2015	768376.37	2904.00	516.64	74561.18	697235.83	24612.75	13803.22	15.33-	.00	112445.18
2016	1481297.01	19352.99	19410.82	298744.40	1221316.42	60366.21	47406.88	76.64	2.87-	387180.44
TOTL	6259401.48	19593.48	21073.79	430131.91	5869936.84	119222.33	72925.95	41.21	5.77-	601241.84
2017	80593657.40	2084.06	7565.49	40091237.29	40512069.66	.00	.00	.00	.00	40083671.80
ENTITY	86853058.88	21677.54	28639.28	40521369.20	46382006.50	119222.33	72925.95	41.21	5.77-	40684913.64

I, Norma Farabough, RTA, CSTA, CTA Webb County Tax Assessor-Collector do hereby certify this document to be true and correct to the best of my knowledge.



January 5, 2018

RECEIVABLE BALANCE 'R' REPORT


FROM 10/01/2017 TO 12/31/2017

YEAR FROM 0000 TO 2017

ALL OTHERS

LRP	-- LATE RENDITION PENALTY									
YEAR	BEGINNING TAX BALANCE	MAINT ADJ	REFUND ADJ	BASE TAX COLLECTED	RECEIVABLE TAX BALANCE	P & I COLLECTED	COLL FEES COLLECTED	RFND P & I ATTY/DISC	DISCOUNT	TOTAL COLLECTED
2005	6760.03	.00	.00	.00	6760.03	.00	.00	.00	.00	.00
2006	12208.86	.00	.00	.18	12208.68	.25	.07	.00	.00	.50
2007	688.34	.00	.00	1.30	687.04	1.70	.45	.00	.00	3.45
2008	713.06	.00	.00	4.13	708.93	4.85	1.34	.00	.00	10.32
2009	671.71	.00	.00	4.11	667.60	4.32	1.27	.00	.00	9.70
2010	605.53	.00	.00	4.10	601.43	3.81	1.18	.00	.00	9.09
2011	562.75	.00	.00	4.21	558.54	3.44	1.15	.00	.00	8.80
2012	560.56	.00	.00	18.35	542.21	12.67	4.34	.00	.00	35.36
2013	643.99	.00	.00	.11	643.88	.06	.03	.00	.00	.20
2014	1317.80	.00	.00	23.33	1294.47	7.75	.39	.00	.00	31.47
2015	2016.16	27.48	.25	62.59	1981.30	17.71	6.78	.12-	.00	86.71
2016	2187.25	96.83	.40	166.14	2118.34	30.49	21.74	.03-	.00	217.94
TOTL	28936.04	124.31	.65	288.55	28772.45	87.05	38.74	.15-	.00	413.54
2017	189434.32	180553.12-	.25	2573.34	6308.11	.00	.00	.00	.00	2573.09
ENTITY										
TOTL	218370.36	180428.81-	.90	2861.89	35080.56	87.05	38.74	.15-	.00	2986.63

I, Norma Farabough, RTA, CSTA, CTA Webb County Tax Assessor-Collector do hereby certify this document to be true and correct to the best of my knowledge.



January 5, 2018

RECEIVABLE BALANCE 'R' REPORT

FROM 10/01/2017 TO 12/31/2017

YEAR FROM 0000 TO 2017


ALL OTHERS

S2 - Road & Bridge

YEAR	BEGINNING TAX BALANCE	MAINT ADJ	REFUND ADJ	BASE TAX COLLECTED	RECEIVABLE TAX BALANCE	P & I COLLECTED	COLL FEES COLLECTED	RFND P & I ATTY/DISC	DISCOUNT	TOTAL COLLECTED
1980	.20	.00	.00	.00	.20	.00	.00	.00	.00	.00
1981	8.83	.00	.00	.00	8.83	.00	.00	.00	.00	.00
1982	4.71	.00	.00	.00	4.71	.00	.00	.00	.00	.00
1983	80.07	.00	.00	.00	80.07	.00	.00	.00	.00	.00
1984	74.03	.00	.00	.00	74.03	.00	.00	.00	.00	.00
1985	80.13	.00	.00	.00	80.13	.00	.00	.00	.00	.00
1986	132.13	.00	.00	.00	132.13	.00	.00	.00	.00	.00
1987	161.67	.00	.00	.00	161.67	.00	.00	.00	.00	.00
1988	218.58	.00	.00	.00	218.58	.00	.00	.00	.00	.00
1989	442.08	.00	.00	.00	442.08	.00	.00	.00	.00	.00
1990	508.96	.00	.00	.00	508.96	.00	.00	.00	.00	.00
1991	518.20	.00	.00	.00	518.20	.00	.00	.00	.00	.00
1992	504.41	.00	.00	.00	504.41	.00	.00	.00	.00	.00
1993	351.18	.00	.00	.00	351.18	.00	.00	.00	.00	.00
1994	284.89	.00	.00	.00	284.89	.00	.00	.00	.00	.00
1995	185.68	.00	.00	.00	185.68	.00	.00	.00	.00	.00
1996	148.83	.00	.00	.06	148.77	.09	.00	.00	.00	.15
1997	966.93	.00	.00	.00	966.93	.00	.00	.00	.00	.00
1998	1088.09	.00	.00	.16	1087.93	.38	.08	.00	.00	.62
1999	2817.14	.00	.00	.16	2816.98	.36	.08	.00	.00	.60
2000	2713.32	.00	.00	4.34	2708.98	8.67	1.68	.00	.00	14.69
2001	2714.88	.00	.00	4.26	2710.62	8.17	1.74	.00	.00	14.17
2002	4826.79	.00	.00	3.97	4822.82	7.49	1.73	.00	.00	13.19
2003	5906.16	.00	.00	1.46	5904.70	2.50	.57	.00	.00	4.53
2004	3182.17	.00	.00	2.64	3179.53	4.36	1.06	.00	.00	8.06
2005	2836.41	.00	.00	3.56	2832.85	5.44	1.33	.00	.00	10.33
2006	3643.26	.00	.00	12.98	3630.28	16.54	3.52	.00	.00	33.04
2007	5172.02	.00	.00	29.81	5142.21	34.16	7.33	.00	.00	71.30
2008	5768.42	.00	.00	47.35	5721.07	50.03	12.12	.00	.00	109.50
2009	6334.90	.00	.00	37.99	6296.91	35.16	9.26	.00	.00	82.41
2010	6342.94	.00	.00	77.19	6265.75	66.86	19.92	.00	.00	163.97
2011	9504.07	.00	.00	179.72	9324.35	128.88	37.58	.00	.00	346.18
2012	12091.91	229.50	.00	164.14	12157.27	93.41	33.16	.00	.00	290.71

ENTITY										
TOTL	79613.99	229.50	.00	569.79	79273.70	462.50	131.16	.00	.00	1163.45

I, Norma Farabough, RTA, CSTA, CTA Webb County Tax Assessor-Collector do hereby certify this document to be true and correct to the best of my knowledge.



January 5, 2018