

SERVICE AGREEMENT PROGRAM

Webb County
1110 Washington St.
Laredo, TX 78042
Webb County Offices

COVERED ITEMS

We propose to furnish the materials and perform the labor necessary for the completion of the Scheduled Maintenance & Service Program on system(s):

(1) GET PO FOR PARTS

Serviceable Item	Serial Number	Manufacturer	ProductType	Location
363	30414	KardexRemstar Inc	Vertical Carousel-Lektriever	Lektriever-Auditors Office

SERVICE LEVEL OPTIONS



Platinum Plan (Preventative Maintenance, Labor, and Discounted Parts Program)

- * Two scheduled Preventative Maintenance inspections per year.
- * Covers 100% of all Labor Service charges for repairs.
- * 25% discount for all parts required as a result of normal wear & tear.
Does not include operator error or misuse.
- * Additional investment required for repairs performed outside of normal business hours.

Annual Investment to insure the safety of your equipment:

Program effective dates: 10/1/18 through 9/30/19

\$1,356.83

For Extended Agreements we will apply a 5% discount on a 2 year price total and 10% discount on a 3 year price total.

Southwest Solutions Group would like to thank you for the opportunity to serve you and our team looks forward to serving you in other areas, please visit our website at www.southwestsolutions.com for more products & services.

Sincerely,
Chelsea Brown
Direct: 972-331-8876
Cell: 214-998-0045
Fax: 888-980-8177
chelseabrown@southwestsolutions.com

Example of Inspection Report:

KARDEX Service Center _____

Customer: _____
 Operator: _____ Telephone: _____
 Department: _____ Telex: _____
 Location: _____ E-mail: _____

Service Procedure
 Horizontal Circuits

Name: _____
 Serial number: _____
 Year of production: _____
 Certificate number: _____
 Marking no.: _____
 Date of issue: _____
 Date of expiry: _____
 Date of issue of report: _____
 Date of issue of certificate: _____

Visual inspection:

1. Identification

2. Visual inspection of the unit

3. Visual inspection of the cables

4. Checking the unit

5. Visual inspection of the cables

6. Visual inspection of the cables

7. Visual inspection of the cables

8. Visual inspection of the cables

9. Visual inspection of the cables

10. Visual inspection of the cables

11. Visual inspection of the cables

12. Visual inspection of the cables

13. Visual inspection of the cables

14. Visual inspection of the cables

15. Visual inspection of the cables

16. Visual inspection of the cables

17. Visual inspection of the cables

18. Visual inspection of the cables

19. Visual inspection of the cables

20. Visual inspection of the cables

21. Visual inspection of the cables

22. Visual inspection of the cables

23. Visual inspection of the cables

24. Visual inspection of the cables

25. Visual inspection of the cables

26. Visual inspection of the cables

27. Visual inspection of the cables

28. Visual inspection of the cables

29. Visual inspection of the cables

30. Visual inspection of the cables

31. Visual inspection of the cables

32. Visual inspection of the cables

33. Visual inspection of the cables

34. Visual inspection of the cables

35. Visual inspection of the cables

36. Visual inspection of the cables

37. Visual inspection of the cables

38. Visual inspection of the cables

39. Visual inspection of the cables

40. Visual inspection of the cables

41. Visual inspection of the cables

42. Visual inspection of the cables

43. Visual inspection of the cables

44. Visual inspection of the cables

45. Visual inspection of the cables

46. Visual inspection of the cables

47. Visual inspection of the cables

48. Visual inspection of the cables

49. Visual inspection of the cables

50. Visual inspection of the cables

51. Visual inspection of the cables

52. Visual inspection of the cables

53. Visual inspection of the cables

54. Visual inspection of the cables

55. Visual inspection of the cables

56. Visual inspection of the cables

57. Visual inspection of the cables

58. Visual inspection of the cables

59. Visual inspection of the cables

60. Visual inspection of the cables

61. Visual inspection of the cables

62. Visual inspection of the cables

63. Visual inspection of the cables

64. Visual inspection of the cables

65. Visual inspection of the cables

66. Visual inspection of the cables

67. Visual inspection of the cables

68. Visual inspection of the cables

69. Visual inspection of the cables

70. Visual inspection of the cables

71. Visual inspection of the cables

72. Visual inspection of the cables

73. Visual inspection of the cables

74. Visual inspection of the cables

75. Visual inspection of the cables

76. Visual inspection of the cables

77. Visual inspection of the cables

78. Visual inspection of the cables

79. Visual inspection of the cables

80. Visual inspection of the cables

81. Visual inspection of the cables

82. Visual inspection of the cables

83. Visual inspection of the cables

84. Visual inspection of the cables

85. Visual inspection of the cables

86. Visual inspection of the cables

87. Visual inspection of the cables

88. Visual inspection of the cables

89. Visual inspection of the cables

90. Visual inspection of the cables

91. Visual inspection of the cables

92. Visual inspection of the cables

93. Visual inspection of the cables

94. Visual inspection of the cables

95. Visual inspection of the cables

96. Visual inspection of the cables

97. Visual inspection of the cables

98. Visual inspection of the cables

99. Visual inspection of the cables

100. Visual inspection of the cables

Version: 10/2009 W 99, 8831714

KARDEX

Page 2

Date: _____

TEST OF ELECTRICAL EQUIPMENT:

1. Insulation resistance test

2. Continuity test

3. Safety clearance test

4. Safety clearance test

5. Safety clearance test

6. Safety clearance test

7. Safety clearance test

8. Safety clearance test

9. Safety clearance test

10. Safety clearance test

11. Safety clearance test

12. Safety clearance test

13. Safety clearance test

14. Safety clearance test

15. Safety clearance test

16. Safety clearance test

17. Safety clearance test

18. Safety clearance test

19. Safety clearance test

20. Safety clearance test

21. Safety clearance test

22. Safety clearance test

23. Safety clearance test

24. Safety clearance test

25. Safety clearance test

26. Safety clearance test

27. Safety clearance test

28. Safety clearance test

29. Safety clearance test

30. Safety clearance test

31. Safety clearance test

32. Safety clearance test

33. Safety clearance test

34. Safety clearance test

35. Safety clearance test

36. Safety clearance test

37. Safety clearance test

38. Safety clearance test

39. Safety clearance test

40. Safety clearance test

41. Safety clearance test

42. Safety clearance test

43. Safety clearance test

44. Safety clearance test

45. Safety clearance test

46. Safety clearance test

47. Safety clearance test

48. Safety clearance test

49. Safety clearance test

50. Safety clearance test

51. Safety clearance test

52. Safety clearance test

53. Safety clearance test

54. Safety clearance test

55. Safety clearance test

56. Safety clearance test

57. Safety clearance test

58. Safety clearance test

59. Safety clearance test

60. Safety clearance test

61. Safety clearance test

62. Safety clearance test

63. Safety clearance test

64. Safety clearance test

65. Safety clearance test

66. Safety clearance test

67. Safety clearance test

68. Safety clearance test

69. Safety clearance test

70. Safety clearance test

71. Safety clearance test

72. Safety clearance test

73. Safety clearance test

74. Safety clearance test

75. Safety clearance test

76. Safety clearance test

77. Safety clearance test

78. Safety clearance test

79. Safety clearance test

80. Safety clearance test

81. Safety clearance test

82. Safety clearance test

83. Safety clearance test

84. Safety clearance test

85. Safety clearance test

86. Safety clearance test

87. Safety clearance test

88. Safety clearance test

89. Safety clearance test

90. Safety clearance test

91. Safety clearance test

92. Safety clearance test

93. Safety clearance test

94. Safety clearance test

95. Safety clearance test

96. Safety clearance test

97. Safety clearance test

98. Safety clearance test

99. Safety clearance test

100. Safety clearance test

Version: 10/2009 W 99, 8831714

KARDEX Service Center _____

Page 3

For more detail regarding the tests see Technical Manual, chapter Maintenance Procedures

If only a safety inspection is carried out (in Germany obligatory in compliance with the rules for the provision of electrical MVV BGV A1 and MVV BGV A2) only the check marked **A** are subject to inspection.

Examination of the present electrical system in accordance with EN 60204-1/EN 60204-2 see separate test certificate (see Annex 2 to EN 60204-1) is not required by a customer.

Test results depending on country for Germany: www.karDEX.de safety of power.

Inspection label with inspection date: _____ / _____ / _____ see Annex 2

Date: _____ Signature of service technician: _____

Check certificate

All maintenance and safety inspections were performed in our workshop and the machine tested over a 12-hour test cycle.

Date: _____ Signature of technician: _____ Customer: _____

Customer's purchase of the **KARDEX** machine

Phone: 101

Version: 10/2009 W 99, 8831714

ACCEPTANCE PAGE FOR SERVICE AGREEMENT

Webb County, Webb County Offices

When accepted please **CHECK** the option of choice, authorize below, and return a copy to Southwest Solutions Group via email chelseabrown@southwestsolutions.com or via fax (888) 980-8177 to the attention of CHELSEA BROWN, please retain original for your records.

Accepted by: Rafael Perez, CPA Date: 10/12/2018

Title: Webb County Auditor

Bill-To Address: 1110 Washington St. Suite 201

City: Laredo State: Texas Zipcode: 78040

Purchase Order # if appropriate: _____

Attention Accounts Payable: _____

If paying by Visa, Master Card, or American Express:

Full Name on Card: _____

Credit Card #: _____ Exp. Date: _____

OTHER NOTES


Preventative Maintenance, Service and Repair calls are provided during Southwest Solutions Group's normal work hours Monday - Friday, excluding holidays.

This Agreement does not cover repairs for damages caused by acts of God, vandalism or misuse. Southwest Solutions Group is not responsible for delays or failure to furnish parts or service caused by acts of God, labor unrest, failure of transport or operational errors and causes beyond the control of Southwest Solutions Group.


To help ensure proper operation, you should perform all routine periodic housekeeping duties as outlined in your system's operating manual. You must ensure no foreign matter or debris falls into areas that may hinder normal operation of the equipment, resulting in equipment failure.

Coverage under this Agreement will be voided if the equipment is dismantled, relocated or substantially modified without prior approval from Southwest Solutions Group.

WEBB COUNTY

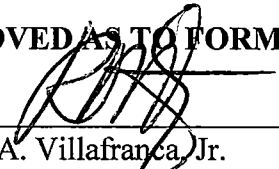

Tano E. Tijerina
Webb County Judge
Date: September 24, 2018

ATTESTED:


Margie Ramirez-Ibarra
Webb County Clerk



APPROVED AS TO FORM:



Ramon A. Villafranca, Jr.
Attorney, Webb County Civil Legal Division *


*By law, this office may only advise or approve contracts or legal documents on behalf of its clients. It may not advise or approve a contract or legal document on behalf of other parties. Our review of this document was conducted solely from the legal perspective of our client. Our approval of this document was offered solely for the benefit of our client. Other parties should not rely on this approval, and should seek review and approval of their own respective attorney(s).

Passed and approved by the Webb County Commissioners Court
On September 24, 2018; item no. 8c.

MARGIE R. IBARRA
COUNTY CLERK
FILED

2018 NOV 19 PM 1:52

WEBB COUNTY, TEXAS

BY  DEPUTY