



MARGIE R. IBARRA  
COUNTY CLERK  
FILED

2018 NOV 19 PM 3:33

WEBB COUNTY, TEXAS

BY  DEPUTY


## CANVASS OF NOVEMBER 6, 2018 JOINT GENERAL/SPECIAL ELECTION

I, Tano Tijerina, Webb County Judge, met with the Commissioners Court of Webb County, Texas, sitting as the canvassing board to canvass the November 6, 2018 Joint General/Special Election for federal, state, district, county, and precinct officials, at a special called meeting on Monday, November 19, 2018, at 1:30 p.m. at the Webb County Courthouse, 1000 Houston St., 2<sup>nd</sup> Floor, Laredo, Webb County, Texas.

Having a quorum in place and having reviewed the documents submitted, we hereby certify that the figures on the tally sheets (Pct by Pct Report) correspond with the figures on the returns sheets. The figures include provisional ballots qualified and tallied under Section 65.057 (a) (2), Texas Election Code, Overseas ballots received, accepted, and tallied under Section 86.007 (d) (3), (e) & (f), Texas Election Code, as well as any Federal Write-in Absentee Ballots (FWAB) authorized by the federal Uniformed and Overseas Citizens Absentee Voting Act (42 USC 1973 ff-2).

The Commissioners Court of Webb County, Texas therefore accepts these totals to be true and correct as shown and submitted and authorizes the county judge to sign all relevant documents.

Witness my hand this 19th day of November, 2018.

A handwritten signature in black ink, appearing to read "Tano Tijerina", written over a horizontal line.

Hon. Tano Tijerina  
Webb County Judge

Authority Conducting Election:

**County of Webb**

Date of Election:

**November 6, 2018**

Type of Election:

**Joint General/Special Elections**

# Returns Sheet

Page 1 / 3

<b>Name of Candidate</b> <i>(Nombre del Candidato)</i>	<b>Office Sought</b> <i>(Puesto oficial solicitado)</i>	<b>No. of votes received</b> <i>(Numero de votos recibidos)</i>	<b>Percentage</b> <i>(Porcentaje)</i>
Ted Cruz	R UNITED STATES SENATOR	13,814	27.97%
Beto O'Rourke	D UNITED STATES SENATOR	35,159	71.20%
Neal M. Dikeman	L UNITED STATES SENATOR	408	0.83%
Henry Cuellar	D U S REPRESENTATIVE, DISTRICT 28	42,698	90.43%
Arthur Thomas IV	L U S REPRESENTATIVE, DISTRICT 28	4,521	9.57%
Greg Abbott	R GOVERNOR	16,287	33.30%
Lupe Valdez	D GOVERNOR	32,055	65.54%
Mark Jay Trippetts	L GOVERNOR	569	1.16%
Dan Patrick	R LIEUTENANT GOVERNOR	12,984	26.91%
Mike Collier	D LIEUTENANT GOVERNOR	34,010	70.49%
Kerry Douglas McKennon	L LIEUTENANT GOVERNOR	1252	2.60%
Ken Paxton	R ATTORNEY GENERAL	11,585	24.05%
Justin Nelson	D ATTORNEY GENERAL	34,913	72.48%
Michael Ray Harris	L ATTORNEY GENERAL	1,670	3.47%
Glenn Hegar	R COMPTROLLER OF PUBLIC ACCOUNTS	12,016	25.14%
Joi Chevalier	D COMPTROLLER OF PUBLIC ACCOUNTS	31,862	66.66%
Ben Sanders	L COMPTROLLER OF PUBLIC ACCOUNTS	3,917	8.20%
George P. Bush	R COMMISSIONER OF GENERAL LAND OFFICE	15,591	32.22%
Miguel Suazo	D COMMISSIONER OF GENERAL LAND OFFICE	31,328	64.75%
Matt Pina	L COMMISSIONER OF GENERAL LAND OFFICE	1,467	3.03%
Sid Miller	R COMMISSIONER OF AGRICULTURE	11,724	24.50%
Kim Olson	D COMMISSIONER OF AGRICULTURE	33,867	70.76%
Richard Carpenter	L COMMISSIONER OF AGRICULTURE	2,268	4.74%
Christi Craddick	R RAILROAD COMMISSIONER	11,777	24.60%
Roman McAllen	D RAILROAD COMMISSIONER	33,496	69.96%
Mike Wright	L RAILROAD COMMISSIONER	2,604	5.44%
Jimmy Blacklock	R CHIEF JUSTICE, SUPREME COURT, PL 2	12,438	26.01%
Steven Kirkland	D CHIEF JUSTICE, SUPREME COURT, PL 2	35,382	73.99%
John Devine	R JUSTICE, SUPREME COURT, PLACE 4	13,453	28.28%
R.K. Sandill	D JUSTICE, SUPREME COURT, PLACE 4	34,123	71.72%
Jeff Brown	R JUSTICE, SUPREME COURT, PLACE 6	12,733	26.77%
Kathy Cheng	D JUSTICE, SUPREME COURT, PLACE 6	34,836	73.23%

# Returns Sheet

Name of Candidate (Nombre del Candidato)	Office Sought (Puesto oficial solicitado)	No. of votes received (Numero de votos recibidos)	Percentage (Porcentaje)
Sharon Keller	R PRESIDING JUDGE, CT OF CRIMINAL APPEALS	11,532	24.09%
Maria T. (Terri) Jackson	D PRESIDING JUDGE, CT OF CRIMINAL APPEALS	35,032	73.18%
William Bryan Strange III	L JUSTICE, SUPREME COURT, PLACE 8	1,306	2.73%
Barbara Parker Hervey	R JUDGE, CRT OF CRIMINAL APPEALS, P7	13,106	27.45%
Ramona Franklin	D JUDGE, CRT OF CRIMINAL APPEALS, P7	34,633	72.55%
Michelle Slaughter	R JUDGE, CRT OF CRIMINAL APPEALS, P8	20,633	54.66%
Mark Ash	L JUDGE, CRT OF CRIMINAL APPEALS, P8	17,113	45.34%
Luis De La Garza	R STATE REPRESENTATIVE, DISTRICT 42	8,778	25.69%
Richard Pena Raymond	D STATE REPRESENTATIVE, DISTRICT 42	25,392	74.31%
Tracy O. King	D STATE REPRESENTATIVE, DISTRICT 80	12,848	100.00%
Marialyn Narnard	R JUSTICE, 4TH CRT OF APPEALS DIST. PL 2	12,666	26.56%
Beth Watkins	D JUSTICE, 4TH CRT OF APPEALS DIST. PL 2	35,024	73.44%
Jason Pulliam	R JUSTICE, 4TH CRT OF APPEALS DIST. PL 3	10,583	22.11%
Patricia O'Connell Alvarez	D JUSTICE, 4TH CRT OF APPEALS DIST. PL 3	37,279	77.89%
Patrick Ballantyne	R JUSTICE, 4TH CRT OF APPEALS DIST. PL 4	10,462	21.85%
Luz Elena Chapa	D JUSTICE, 4TH CRT OF APPEALS DIST. PL 4	37,417	78.15%
Rebecca Simons	R JUSTICE, 4TH CRT OF APPEALS DIST. PL 5	11,103	23.15%
Liza Rodriguez	D JUSTICE, 4TH CRT OF APPEALS DIST. PL 5	36,853	76.85%
Shane Stolarczyk	R JUSTICE, 4TH CRT OF APPEALS DIST. PL 7	9,671	20.18%
Rebecca Martinez	D JUSTICE, 4TH CRT OF APPEALS DIST. PL 7	38,255	79.82%
Joe Lopez }	D DISTRICT JUDGE, 49TH JUDICIAL DISTRICT	41,917	100%
Monica Zapata Notzon	D DISTRICT JUDGE, 111TH JUDICIAL DISTRICT	42,291	100%
Alfonso I. "Poncho" Casso	R COUNTY JUDGE	11,537	23.68%
Tano Tijerina	D COUNTY JUDGE	37,188	76.32%
Hugo D. Martinez	D COUNTY COURT AT LAW #1	41,622	100.00%
Victor Villarreal	D COUNTY COURT AT LAW #2	42,122	100.00%
Salvador Johnson Sr	D JUSTICE OF THE PEACE, PRECINCT 3	406	61.70%
WRITE-IN	JUSTICE OF THE PEACE, PRECINCT 3	252	38.30%

Authority Conducting Election:

County of Webb

Date of Election:

November 6, 2018

Type of Election:

Joint General/Special Elections

# Returns Sheet

Page 3 / 3

Name of Candidate <i>(Nombre del Candidato)</i>	Office Sought <i>(Puesto oficial solicitado)</i>	No. of votes received <i>(Numero de votos recibidos)</i>	Percentage <i>(Porcentaje)</i>
--	---	---	-----------------------------------

**UNCONTESTED CANDIDATES  
DECLARED ELECTED**

District Clerk  
Esther Degollado (DEM)  
County Clerk  
Margie Ramirez Ibarra (DEM)  
County Tax Assessor-Collector  
Rosie Cuellar (DEM)  
County Treasurer  
Raul Reyes (DEM)  
County Commissioner, Pct. 2  
Rosaura "Wawi" Tijerina (DEM)

**UNCONTESTED CANDIDATES  
DECLARED ELECTED**

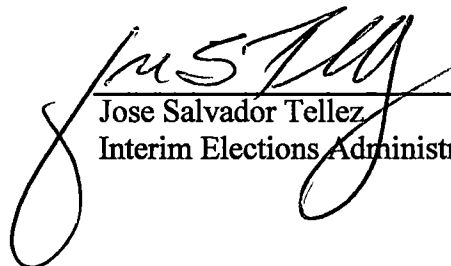
County Commissioner, Pct. 4  
Cindy Liendo (DEM)  
Justice of the Peace, Pct. 1, Pl. 2  
Oscar R. Liendo (DEM)  
Justice of the Peace, Pct. 2, Pl. 1  
Bobby Quintana (DEM)  
Justice of the Peace, Pct. 2, Pl. 2  
Danny Dominguez (DEM)  
Justice of the Peace, Pct. 4  
Jose "Pepe" Salinas (DEM)

Total Number of Voters who Voted as indicated by Poll Lists: 50,204

**I, Jose Salvador Tellez, Interim Elections Administrator for the County of Webb, Texas, do hereby certify that the above return is a true and correct return for the Joint General / Special Elections held on the 6th day of November, 2018.**

*(Yo, Jose Salvador Tellez, Administrador Interino de Elecciones del Condado de Webb, Texas, por lo presente certifico que los datos de arriba son los resultados verdaderos y correctos de la Elección General / Especial Conjunta que se celebró el día 6 de Noviembre del año 2018.)*

**Dated this 15th day of November, 2018  
*( Fechada este día 15 de Noviembre de 2018 )***

  
\_\_\_\_\_  
Jose Salvador Tellez  
Interim Elections Administrator

Authority Conducting Election: City of Laredo

Date of Election: November 6, 2018

Type of Election: Joint General / Special Election

# Returns Sheet

Page 1 / 2

<b>Name of Candidate</b> ( <i>Nombre del Candidato</i> )	<b>Office Sought</b> ( <i>Puesto oficial solicitado</i> )	<b>No. of votes received</b> ( <i>Numero de votos recibidos</i> )	<b>Percentage</b> ( <i>Porcentaje</i> )
<b>Pete Saenz</b>	Mayor	21864	47.68%
<b>Avelino Juarez</b>	Mayor	988	2.15%
<b>Roque Vela, Jr.</b>	Mayor	12814	27.95%
<b>Charlie San Miguel</b>	Mayor	9358	20.41%
<b>Randall Walden</b>	Mayor	827	1.80%
<b>Jesus "Chuy" Dominguez</b>	Municipal Court Judge	20305	45.46%
<b>Nathan Chu</b>	Municipal Court Judge	11690	26.17%
<b>Rodolfo "Rudy" Morales, III</b>	Municipal Court Judge	12671	28.37%
<b>Rudy Gonzalez, Jr.</b>	Councilman, District I	2766	59.05%
<b>Roger Benavidez</b>	Councilman, District I	1392	29.72%
<b>Luis A. Cisneros</b>	Councilman, District I	526	11.23%
<b>Vidal Rodriguez</b>	Councilman, District II	2472	47.21%
<b>Gabriel Lopez</b>	Councilman, District II	972	18.56%
<b>Jose R. Perez, III</b>	Councilman, District II	1792	34.22%
<b>Christina "Crissy" Perez</b>	Councilman, District III	1262	31.13%
<b>A. "Tacho" Barrera</b>	Councilman, District III	126	3.11%
<b>Juanita "Janie" Ramon</b>	Councilman, District III	340	8.39%
<b>Abey Lugo</b>	Councilman, District III	786	19.39%
<b>Mercurio "Merc" Martinez, III</b>	Councilman, District III	1288	31.77%
<b>Manuel "Manny" Osorio</b>	Councilman, District III	252	6.22%
<b>Francisco "Frank" Castillo</b>	Councilman, District VI	489	4.89%
<b>Rafael Duenas</b>	Councilman, District VI	1076	10.76%
<b>Terri Guzman McGraw</b>	Councilman, District VI	320	3.20%
<b>Juan Alejandro</b>	Councilman, District VI	70	0.70%
<b>Juan "Junior" Ramirez</b>	Councilman, District VI	575	5.75%
<b>Marte Martinez</b>	Councilman, District VI	1858	18.58%
<b>Rick Laurel</b>	Councilman, District VI	1347	13.47%
<b>George Rodriguez</b>	Councilman, District VI	691	6.91%
<b>Fernando "Nando" Alarcon</b>	Councilman, District VI	718	7.18%
<b>Javier "Cuate" Mendoza</b>	Councilman, District VI	554	5.54%
<b>L. Vish Viswanath</b>	Councilman, District VI	2301	23.01%
<b>For (A Favor)</b>	Proposition No. A	23246	53.38%
<b>Against (En Contra)</b>	Proposition No. A	20304	46.62%
<b>For (A Favor)</b>	Proposition No. B	18492	42.79%
<b>Against (En Contra)</b>	Proposition No. B	24726	57.21%


Total Number of Voters who Voted as indicated by ERM Report: 48203

**I, Jose Salvador Tellez, Interim Elections Administrator for the County of Webb, Texas, do hereby certify that the above return is a true and correct return for the Joint Elections held on the 6th day of November, 2018.**

*(Yo, Jose Salvador Tellez, Administrador de Elecciones Interino del Condado de Webb, Texas, por lo presente certifico que los datos de arriba son los resultados verdaderos y correctos de la Elección Conjunta que se celebró el día 6 de Noviembre del año 2018.)*

**Dated this 14th day of November, 2018**

*( Fechada este día 14 de Noviembre de 2018 )*

  
\_\_\_\_\_  
Jose Salvador Tellez  
Interim Elections Administrator

Authority Conducting Election: Laredo Comm District

Date of Election: November 6, 2018

Type of Election: Joint General / Special Election

## Returns Sheet

Page 1 / 1

<b>Name of Candidate</b> (Nombre del Candidato)	<b>Office Sought</b> (Puesto oficial solicitado)	<b>No. of votes received</b> (Numero de votos recibidos)	<b>Percentage</b> (Porcentaje)
Justin Allen H.	Trustee, Place 4	12697	31.54%
Jorge "JD" Delgado	Trustee, Place 4	15048	37.38%
Bobbie J. Ceballos	Trustee, Place 4	7450	18.51%
Feliciano Garcia	Trustee, Place 4	5060	12.57%
Marcos Escamilla	Trustee, Place 5	8846	21.35%
Lupita Zepeda	Trustee, Place 5	20895	50.44%
Frank Sciaraffa	Trustee, Place 5	11685	28.21%
Esteban Rangel	Trustee, Place 6	15651	37.52%
Annette Bonugli	Trustee, Place 6	13655	32.74%
Horacio "Lacho" Lopez IV	Trustee, Place 6	12407	29.74%


Total Number of Voters who Voted as indicated by ERM Report: 48,203

I, Jose Salvador Tellez, Interim Elections Administrator for the County of Webb, Texas, do hereby certify that the above return is a true and correct return for the Joint Elections held on the 6th day of November, 2018.

(Yo, Jose Salvador Tellez, Administrador de Elecciones Interino del Condado de Webb, Texas, por lo presente certifico que los datos de arriba son los resultados verdaderos y correctos de la Elección Conjunta que se celebró el día 6 de Noviembre del año 2018.)

Dated this 14th day of November, 2018

( Fechada este día 14 de Noviembre de 2018 )

  
\_\_\_\_\_  
Jose Salvador Tellez  
Interim Elections Administrator

Authority Conducting Election: United Ind. S. D.  
Date of Election: November 6, 2018  
Type of Election: Joint General / Special Election

## Returns Sheet

Page 1 / 1

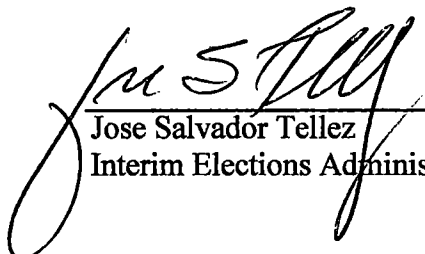
<b>Name of Candidate</b> ( <i>Nombre del Candidato</i> )	<b>Office Sought</b> ( <i>Puesto oficial solicitado</i> )	<b>No. of votes received</b> ( <i>Numero de votos recibidos</i> )	<b>Percentage</b> ( <i>Porcentage</i> )
<b>Roberto "Bobby" Villarreal</b>	Trustee, District 3	1713	37.24%
<b>Aliza Flores Oliveros</b>	Trustee, District 3	2284	49.65%
<b>Mauricio Murillo</b>	Trustee, District 3	603	13.11%
<b>Juan Roberto Ramirez</b>	Trustee, District 6	2464	69.41%
<b>Tony Winterroth</b>	Trustee, District 6	1086	30.59%

**Total Number of Voters who Voted as indicated by ERM Report:** 11,026

**I, Jose Salvador Tellez, Interim Elections Administrator for the County of Webb, Texas, do hereby certify that the above return is a true and correct return for the Joint Elections held on the 6th day of November, 2018.**

*( Yo, Jose Salvador Tellez, Administrador de Elecciones Interino del Condado de Webb, Texas, por lo presente certifico que los datos de arriba son los resultados verdaderos y correctos de la Elección Conjunta que se celebró el día 6 de Noviembre del año 2018. )*

**Dated this 14th day of November, 2018**  
*( Fechada este día 14 de Noviembre de 2018 )*

  
\_\_\_\_\_  
Jose Salvador Tellez  
Interim Elections Administrator



Authority Conducting Election: **Webb Cons. I. S. D.**

Date of Election: **November 6, 2018**

Type of Election: **Joint General / Special Election**

## Returns Sheet

Page 1 / 1

<b>Name of Candidate</b> (Nombre del Candidato)	<b>Office Sought</b> (Puesto oficial solicitado)	<b>No. of votes received</b> (Numero de votos recibidos)	<b>Percentage</b> (Porcentaje)
<b>Nora Cremar</b>	Trustee, Place 3	268	45.19%
<b>Julia Cantu</b>	Trustee, Place 3	325	54.81%
<b>Rebecca (Becky) Gutierrez</b>	Trustee, Place 4	290	48.99%
<b>Melissa Lowe Pena</b>	Trustee, Place 4	302	51.01%
<b>Robert Marshall</b>	Trustee, Place 5	327	54.87%
<b>Manuel Medrano "Chista"</b>	Trustee, Place 5	269	45.13%

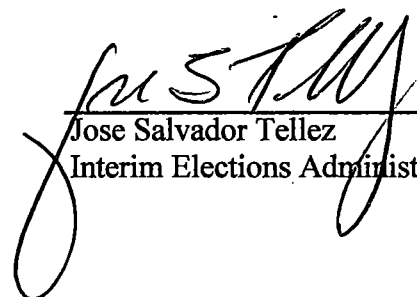
Total Number of Voters who Voted as indicated by ERM Report: 612

**I, Jose Salvador Tellez, Interim Elections Administrator for the County of Webb, Texas, do hereby certify that the above return is a true and correct return for the Joint Elections held on the 6th day of November, 2018.**

*(Yo, Jose Salvador Tellez, Administrador de Elecciones Interino del Condado de Webb, Texas, por lo presente certifico que los datos de arriba son los resultados verdaderos y correctos de la Elección Conjunta que se celebró el día 6 de Noviembre del año 2018.)*

**Dated this 14th day of November, 2018**

**(Fechada este día 14 de Noviembre de 2018)**

  
\_\_\_\_\_  
Jose Salvador Tellez  
Interim Elections Administrator

Authority Conducting Election: **Laredo Ind. S. D.**  
Date of Election: **November 6, 2018**  
Type of Election: **Joint General / Special Election**

# Returns Sheet

Page 1 / 1

Name of Candidate (Nombre del Candidato)	Office Sought (Puesto oficial solicitado)	No. of votes received (Numero de votos recibidos)	Percentage (Porcentaje)
<b>Claudia V. Balli</b>	Trustee, District 2	756	45.49%
<b>Rachel Ibarra</b>	Trustee, District 2	617	37.12%
<b>Jesus Martinez</b>	Trustee, District 2	289	17.39%
<b>Ernesto "Neto" Guajardo</b>	Trustee, District 7	185	7.83%
<b>Agapito Perez</b>	Trustee, District 7	901	38.11%
<b>Jesus Justo Guerra</b>	Trustee, District 7	228	9.64%
<b>Monica Garcia</b>	Trustee, District 7	1050	44.42%

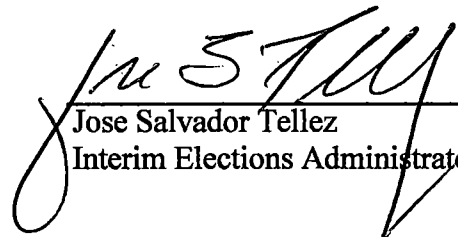
Total Number of Voters who Voted as indicated by ERM Report: **5,129**

I, Jose Salvador Tellez, Interim Elections Administrator for the County of Webb, Texas, do hereby certify that the above return is a true and correct return for the Joint Elections held on the 6th day of November, 2018.

*(Yo, Jose Salvador Tellez, Administrador de Elecciones Interino del Condado de Webb, Texas, por lo presente certifico que los datos de arriba son los resultados verdaderos y correctos de la Elección Conjunta que se celebró el día 6 de Noviembre del año 2018.)*

Dated this **14th** day of **November, 2018**

*( Fechada este día **14** de **Noviembre de 2018** )*

  
\_\_\_\_\_  
Jose Salvador Tellez  
Interim Elections Administrator

Authority Conducting Election: City of El Cenizo  
Date of Election: November 6, 2018  
Type of Election: Joint General / Special Election

## Returns Sheet

Page 1 / 1

<b>Name of Candidate</b> <i>(Nombre del Candidato)</i>	<b>Office Sought</b> <i>(Puesto oficial solicitado)</i>	<b>No. of votes received</b> <i>(Numero de votos recibidos)</i>	<b>Percentage</b> <i>(Porcentaje)</i>
Humberto Duarte, Jr.	Mayor	110	17.43%
Juany Valdez	Mayor	229	36.29%
Elsa Degollado	Mayor	254	40.25%
Priscilla Jo Hernandez	Mayor	38	6.02%
Magda Gonzales	Commissioner	237	26.69%
Rafael Rodriguez	Commissioner	60	6.76%
Maximiliano Zapata	Commissioner	287	32.32%
Salvador Hernandez	Commissioner	277	31.19%
Jorge A. Vela (Write-In)	Commissioner	27	3.04%

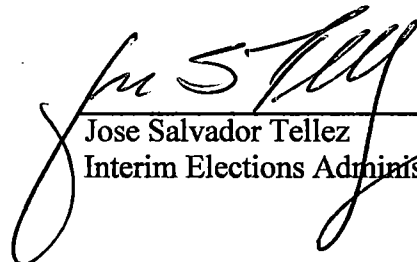
Total Number of Voters who Voted as indicated by ERM Report: 649

I, Jose Salvador Tellez, Interim Elections Administrator for the County of Webb, Texas, do hereby certify that the above return is a true and correct return for the Joint Elections held on the 6th day of November, 2018.

*(Yo, Jose Salvador Tellez, Administrador de Elecciones Interino del Condado de Webb, Texas, por lo presente certifico que los datos de arriba son los resultados verdaderos y correctos de la Elección Conjunta que se celebró el día 6 de Noviembre del año 2018.)*

Dated this 14th day of November, 2018

*(Fechada este día 14 de Noviembre de 2018)*

  
\_\_\_\_\_  
Jose Salvador Tellez  
Interim Elections Administrator

Authority Conducting Election: City of Rio Bravo  
Date of Election: November 6, 2018  
Type of Election: Joint General / Special Election

## Returns Sheet

Page 1 / 1

<b>Name of Candidate</b> <i>( Nombre del Candidato )</i>	<b>Office Sought</b> <i>( Puesto oficial solicitado )</i>	<b>No. of votes received</b> <i>( Numero de votos recibidos )</i>	<b>Percentage</b> <i>( Porcentage )</i>
Gilbert Aguilar Jr.	Mayor	222	25.49%
Karla Celestino	Mayor	88	10.10%
Camila Sosa	Mayor	171	19.63%
Juan Carlos Garcia	Mayor	182	20.90%
Daisy Lee Valdez	Mayor	208	23.88%
Wendy Abigail Palacios	Commisioner	263	22.75%
Deborah (Debby) Serrano	Commisioner	77	6.66%
Amanda Perez Aguero	Commisioner	367	31.75%
Fernando Gonzalez	Commisioner	208	17.99%
Julio Cesar Cavazos	Commisioner	241	20.85%


Total Number of Voters who Voted as indicated by ERM Report: 893

**I, Jose Salvador Tellez, Interim Elections Administrator for the County of Webb, Texas, do hereby certify that the above return is a true and correct return for the Joint Elections held on the 6th day of November, 2018.**

*( Yo, Jose Salvador Tellez, Administrador de Elecciones Interino del Condado de Webb, Texas, por lo presente certifico que los datos de arriba son los resultados verdaderos y correctos de la Elección Conjunta que se celebró el día 6 de Noviembre del año 2018. )*

**Dated this 14th day of November, 2018**

***( Fechada este día 14 de Noviembre de 2018 )***

  
\_\_\_\_\_  
Jose Salvador Tellez  
Interim Elections Administrator



WITH 69 OF 69 PRECINCTS REPORTING

01 = REGISTERED VOTERS - TOTAL	TOTAL	PERCENT	04 = BALLOTS CAST - TOTAL PAGE 1	TOTAL	PERCENT
02 = BALLOTS CAST - TOTAL	0		05 = BALLOTS CAST - TOTAL PAGE 2	50,208	
03 = BALLOTS CAST - TOTAL PAGES	50,208			49,834	
	99,353				

(CONTINUED FROM PREVIOUS PAGE)

	01	02	03	04	05
0056 PCT 356	0	2125	4202	2125	2127
0057 PCT 457	0	. 32	. 63	. 32	. 32
0058 PCT 458	0	1226	2446	1226	1226
0059 PCT 359	0	1817	3624	1817	1817
0060 PCT 360	0	. 285	. 503	. 285	. 218
0061 PCT 361	0	. 570	1139	. 570	. 569
0062 PCT 362	0	. 159	. 317	. 159	. 158
0063 PCT 363	0	. 331	. 662	. 331	. 331
0064 PCT 164	0	. 378	. 754	. 378	. 378
0065 PCT 465	0	. 311	. 622	. 311	. 311
0066 PCT 266	0	. 605	1141	. 605	. 538
0067 PCT 267	0	. 660	1318	. 660	. 660
0068 PCT 268	0	. 93	. 185	. 93	. 93
0069 PCT 169	0	. 359	. 718	. 359	. 359

NUMBERED KEY CANVASS CON  
 RUN DATE:11/14/18 07:18 AM

Webb County, Texas  
 Joint General and Special Elec  
 November 6, 2018

OFFICIAL CANVASS RESULTS  
 REPORT-EL52 PAGE 0003

WITH 69 OF 69 PRECINCTS REPORTING

Straight Party  
 Vote for 1  
 01 = Republican Party (REP)  
 02 = Democratic Party (DEM)  
 03 = Libertarian Party (LIB)

VOTES PERCENT  
 5,599 18.85  
 23,565 79.33  
 542 1.82

04 = OVER VOTES  
 05 = UNDER VOTES

VOTES PERCENT  
 91  
 20,411

	01	02	03	04	05
0001 PCT 401	46	306	6	2	168
0002 PCT 402	50	281	4	2	179
0003 PCT 403	32	221	8	0	132
0004 PCT 404	42	306	8	2	198
0005 PCT 405	46	306	9	1	173
0006 PCT 406	20	170	3	0	124
0007 PCT 407	17	78	2	0	51
0008 PCT 308	48	146	5	2	227
0009 PCT 309	132	587	10	4	665
0010 PCT 310	26	97	2	0	64
0011 PCT 311	50	334	2	0	256
0012 PCT 312	34	226	1	2	148
0013 PCT 413	81	362	10	2	281
0014 PCT 414	28	171	6	2	92
0015 PCT 215	40	280	3	2	241
0016 PCT 416	34	195	3	0	96
0017 PCT 417	28	99	1	1	91
0018 PCT 218	84	371	12	0	335
0019 PCT 219	75	243	13	1	316
0020 PCT 220	41	252	9	0	170
0021 PCT 221	52	181	6	4	345
0022 PCT 122	25	90	2	7	139
0023 PCT 423	22	204	7	1	144
0024 PCT 124	80	459	9	3	336
0025 PCT 125	34	203	2	0	127
0026 PCT 226	38	222	7	0	147
0027 PCT 227	205	893	19	1	557
0028 PCT 128	22	130	1	1	79
0029 PCT 129	77	635	9	3	334
0030 PCT 130	120	1021	21	6	527
0031 PCT 231	181	806	15	1	609
0032 PCT 132	113	855	22	1	346
0033 PCT 133	123	826	17	4	413
0034 PCT 134	103	501	16	1	272
0035 PCT 135	75	402	11	0	161
0036 PCT 136	16	131	1	1	87
0037 PCT 237	24	127	6	0	219
0038 PCT 338	6	60	1	1	23
0039 PCT 239	278	896	25	7	969
0040 PCT 340	131	305	5	0	699
0041 PCT 341	106	246	7	0	458
0042 PCT 342	145	386	14	1	442
0043 PCT 343	165	462	7	2	692
0044 PCT 344	332	768	26	2	1595
0045 PCT 345	149	390	9	1	481
0046 PCT 446	168	728	9	1	474
0047 PCT 447	182	498	9	3	417
0048 PCT 448	23	73	1	0	54
0049 PCT 349	207	426	10	0	574
0050 PCT 350	3	3	0	0	11
0051 PCT 351	21	112	1	1	63
0052 PCT 252	143	684	17	3	373
0053 PCT 453	17	89	1	1	52

NUMBERED KEY CANVASS CON  
 RUN DATE:11/14/18 07:18 AM

Webb County, Texas  
 Joint General and Special Elec  
 November 6, 2018

OFFICIAL CANVASS RESULTS

REPORT-EL52 PAGE 0004

WITH 69 OF 69 PRECINCTS REPORTING

Straight Party

Vote for 1

01 = Republican Party (REP)  
 02 = Democratic Party (DEM)  
 03 = Libertarian Party (LIB)

VOTES PERCENT  
 5,599 18.85  
 23,565 79.33  
 542 1.82

04 = OVER VOTES  
 05 = UNDER VOTES

VOTES PERCENT  
 91  
 20,411

(CONTINUED FROM PREVIOUS PAGE)

	01	02	03	04	05
0054 PCT 154	31	206	5	1	114
0055 PCT 255	99	374	6	1	501
0056 PCT 356	343	781	17	1	983
0057 PCT 457	9	7	0	0	16
0058 PCT 458	153	671	20	1	381
0059 PCT 359	209	743	19	0	846
0060 PCT 360	50	138	3	1	93
0061 PCT 361	51	247	6	1	265
0062 PCT 362	21	85	2	1	50
0063 PCT 363	27	180	1	0	123
0064 PCT 164	46	199	4	0	129
0065 PCT 465	35	175	2	1	98
0066 PCT 266	64	326	17	1	197
0067 PCT 267	83	338	5	1	233
0068 PCT 268	7	45	1	0	40
0069 PCT 169	31	207	4	1	116



NUMBERED KEY CANVASS CON  
 RUN DATE:11/14/18 07:18 AM

Webb County, Texas  
 Joint General and Special Elec  
 November 6, 2018

OFFICIAL CANVASS RESULTS  
 REPORT-EL52 PAGE 0005

WITH 69 OF 69 PRECINCTS REPORTING

US Senator  
 Vote for 1  
 01 = Ted Cruz (REP)  
 02 = Beto O'Rourke (DEM)  
 03 = Neal M. Dikeman (LIB)

VOTES PERCENT  
 13,814 27.97  
 35,159 71.20  
 408 .83

04 = OVER VOTES  
 05 = UNDER VOTES

VOTES PERCENT  
 28  
 799

	01	02	03	04	05
0001 PCT 401	103	408	5	1	11
0002 PCT 402	113	394	5	0	4
0003 PCT 403	92	290	8	0	3
0004 PCT 404	129	405	10	2	10
0005 PCT 405	114	408	5	0	8
0006 PCT 406	62	241	4	0	10
0007 PCT 407	34	111	1	0	2
0008 PCT 308	154	268	3	0	3
0009 PCT 309	350	1018	11	0	19
0010 PCT 310	39	146	1	1	2
0011 PCT 311	143	485	6	0	8
0012 PCT 312	75	325	2	1	8
0013 PCT 413	171	543	6	1	15
0014 PCT 414	55	236	1	0	7
0015 PCT 215	134	418	3	2	9
0016 PCT 416	58	260	4	0	6
0017 PCT 417	62	153	3	0	2
0018 PCT 218	212	576	6	0	8
0019 PCT 219	207	428	7	0	6
0020 PCT 220	97	360	6	0	9
0021 PCT 221	177	404	2	0	5
0022 PCT 122	94	161	1	1	6
0023 PCT 423	87	280	3	0	8
0024 PCT 124	191	664	9	2	21
0025 PCT 125	91	266	3	0	6
0026 PCT 226	87	323	2	0	2
0027 PCT 227	451	1195	16	0	13
0028 PCT 128	46	172	2	0	13
0029 PCT 129	197	793	12	1	55
0030 PCT 130	304	1286	11	2	92
0031 PCT 231	435	1157	9	1	10
0032 PCT 132	249	1032	21	1	34
0033 PCT 133	275	1065	12	2	29
0034 PCT 134	171	634	14	0	74
0035 PCT 135	102	488	11	1	47
0036 PCT 136	83	138	1	0	14
0037 PCT 237	150	205	5	0	16
0038 PCT 338	13	73	0	0	5
0039 PCT 239	684	1454	21	0	16
0040 PCT 340	492	634	9	0	5
0041 PCT 341	341	463	6	0	7
0042 PCT 342	322	651	8	0	7
0043 PCT 343	416	894	6	1	11
0044 PCT 344	1028	1665	9	3	18
0045 PCT 345	325	694	8	0	3
0046 PCT 446	351	1004	12	1	12
0047 PCT 447	384	712	10	0	3
0048 PCT 448	47	102	1	0	1
0049 PCT 349	491	716	7	1	2
0050 PCT 350	12	5	0	0	0
0051 PCT 351	48	147	0	0	3
0052 PCT 252	273	927	6	0	14
0053 PCT 453	34	120	1	1	4
0054 PCT 154	68	274	6	0	9

NUMBERED KEY CANVASS CON

Webb County, Texas  
Joint General and Special Elec  
November 6, 2018

OFFICIAL CANVASS RESULTS

RUN DATE:11/14/18 07:18 AM

REPORT-EL52 PAGE 0006

WITH 69 OF 69 PRECINCTS REPORTING

US Senator

VOTES PERCENT

VOTES PERCENT

Vote for 1

01 = Ted Cruz (REP) 13,814 27.97

02 = Beto O'Rourke (DEM) 35,159 71.20

03 = Neal M. Dikeman (LIB) 408 .83

04 = OVER VOTES

28

05 = UNDER VOTES

799

(CONTINUED FROM PREVIOUS PAGE)

	01	02	03	04	05
0055 PCT 255	291	678	7	0	5
0056 PCT 356	786	1316	12	0	11
0057 PCT 457	20	12	0	0	0
0058 PCT 458	313	901	8	0	4
0059 PCT 359	551	1247	7	0	12
0060 PCT 360	88	195	2	0	0
0061 PCT 361	157	404	3	0	6
0062 PCT 362	49	104	2	0	4
0063 PCT 363	71	252	3	0	5
0064 PCT 164	79	287	4	0	8
0065 PCT 465	62	236	3	1	9
0066 PCT 266	154	435	7	0	9
0067 PCT 267	182	470	5	1	2
0068 PCT 268	21	70	2	0	0
0069 PCT 169	67	281	2	0	9

WITH 69 OF 69 PRECINCTS REPORTING

US Representative, District 28

VOTES PERCENT

VOTES PERCENT

Vote for 1

01 = Henry Cuelar (DEM)

42,698 90.43

03 = OVER VOTES

13

02 = Arthur Thomas IV (LIB)

4,521 9.57

04 = UNDER VOTES

2,976

	01	02	03	04
0001 PCT 401	454	41	0	33
0002 PCT 402	456	42	0	18
0003 PCT 403	349	26	0	18
0004 PCT 404	460	66	2	28
0005 PCT 405	468	41	1	25
0006 PCT 406	264	36	0	17
0007 PCT 407	117	20	0	11
0008 PCT 308	360	32	1	35
0009 PCT 309	1164	154	0	80
0010 PCT 310	165	13	0	11
0011 PCT 311	562	51	1	28
0012 PCT 312	357	24	0	30
0013 PCT 413	637	65	0	34
0014 PCT 414	258	25	0	16
0015 PCT 215	495	51	1	19
0016 PCT 416	278	28	0	22
0017 PCT 417	197	15	0	8
0018 PCT 218	683	68	0	51
0019 PCT 219	528	75	0	45
0020 PCT 220	420	31	0	21
0021 PCT 221	504	51	0	33
0022 PCT 122	215	22	0	26
0023 PCT 423	323	34	0	21
0024 PCT 124	768	65	1	53
0025 PCT 125	311	36	0	19
0026 PCT 226	368	33	0	13
0027 PCT 227	1458	144	0	73
0028 PCT 128	200	12	0	21
0029 PCT 129	903	72	0	83
0030 PCT 130	1475	99	2	119
0031 PCT 231	1405	133	0	74
0032 PCT 132	1173	103	0	61
0033 PCT 133	1227	93	0	63
0034 PCT 134	742	58	0	93
0035 PCT 135	544	37	0	68
0036 PCT 136	190	22	0	24
0037 PCT 237	334	15	0	27
0038 PCT 338	78	2	0	11
0039 PCT 239	1827	222	0	126
0040 PCT 340	919	147	0	74
0041 PCT 341	666	91	0	60
0042 PCT 342	829	97	0	62
0043 PCT 343	1105	134	0	89
0044 PCT 344	2271	277	0	175
0045 PCT 345	854	108	0	68
0046 PCT 446	1204	109	0	67
0047 PCT 447	904	132	1	72
0048 PCT 448	120	18	0	13
0049 PCT 349	967	151	1	98
0050 PCT 350	6	7	0	4
0051 PCT 351	183	9	0	6
0052 PCT 252	1073	92	0	55
0053 PCT 453	136	13	1	10
0054 PCT 154	316	22	0	19
0055 PCT 255	838	98	0	45

NUMBERED KEY CANVASS CON

RUN DATE:11/14/18 07:18 AM

Webb County, Texas  
Joint General and Special Elec  
November 6, 2018

OFFICIAL CANVASS RESULTS

REPORT-EL52 PAGE 0008

US Representative, District 28

Vote for 1

01 = Henry Cuellar (DEM)

02 = Arthur Thomas IV (LIB)

VOTES PERCENT

42,698 90.43  
4,521 9.57

WITH 69 OF 69 PRECINCTS REPORTING

VOTES PERCENT

03 = OVER VOTES  
04 = UNDER VOTES

13  
2,976

(CONTINUED FROM PREVIOUS PAGE)

	01	02	03	04
0056 PCT 356	1753	227	0	145
0057 PCT 457	19	7	0	6
0058 PCT 458	1063	110	0	53
0059 PCT 359	1552	165	0	100
0060 PCT 360	235	31	0	19
0061 PCT 361	483	52	0	35
0062 PCT 362	128	16	0	15
0063 PCT 363	282	33	0	16
0064 PCT 164	324	27	0	27
0065 PCT 465	271	25	0	15
0066 PCT 266	506	73	1	25
0067 PCT 267	576	61	0	23
0068 PCT 268	85	6	0	2
0069 PCT 169	313	26	0	20

NUMBERED KEY CANVASS CON  
 RUN DATE:11/14/18 07:18 AM

Webb County, Texas  
 Joint General and Special Elec  
 November 6, 2018

OFFICIAL CANVASS RESULTS

REPORT-EL52 PAGE 0009

WITH 69 OF 69 PRECINCTS REPORTING

Governor  
 Vote for 1  
 01 = Greg Abbott (REP)  
 02 = Lupe Valdez (DEM)  
 03 = Mark Jay Tippetts (LIB)

VOTES PERCENT  
 16,287 33.30  
 32,055 65.54  
 569 1.16

04 = OVER VOTES  
 05 = UNDER VOTES

VOTES PERCENT  
 60  
 1,237

	01	02	03	04	05
0001 PCT 401	106	393	11	0	18
0002 PCT 402	119	376	13	0	8
0003 PCT 403	101	280	2	0	10
0004 PCT 404	141	384	11	2	18
0005 PCT 405	135	382	7	2	9
0006 PCT 406	65	235	1	0	16
0007 PCT 407	41	100	4	0	3
0008 PCT 308	184	226	7	2	9
0009 PCT 309	426	931	14	2	25
0010 PCT 310	53	131	2	0	3
0011 PCT 311	169	451	7	0	15
0012 PCT 312	99	293	3	0	16
0013 PCT 413	212	496	5	0	23
0014 PCT 414	64	219	4	0	12
0015 PCT 215	154	389	7	2	14
0016 PCT 416	78	234	3	1	12
0017 PCT 417	62	152	3	1	2
0018 PCT 218	255	524	9	1	13
0019 PCT 219	229	398	12	1	8
0020 PCT 220	120	335	5	0	12
0021 PCT 221	211	357	6	4	10
0022 PCT 122	102	142	3	7	9
0023 PCT 423	86	274	4	0	14
0024 PCT 124	228	624	7	3	25
0025 PCT 125	90	256	7	0	13
0026 PCT 226	122	279	8	0	5
0027 PCT 227	518	1111	19	0	27
0028 PCT 128	46	166	3	1	17
0029 PCT 129	232	737	16	1	72
0030 PCT 130	353	1203	16	1	122
0031 PCT 231	497	1070	16	1	28
0032 PCT 132	320	952	15	1	49
0033 PCT 133	338	995	12	2	36
0034 PCT 134	205	578	13	0	97
0035 PCT 135	113	471	8	0	57
0036 PCT 136	80	140	3	1	12
0037 PCT 237	151	198	2	0	25
0038 PCT 338	18	65	0	0	8
0039 PCT 239	791	1323	23	5	33
0040 PCT 340	547	572	7	0	14
0041 PCT 341	401	393	12	0	11
0042 PCT 342	374	592	10	1	11
0043 PCT 343	489	806	8	2	23
0044 PCT 344	1275	1387	28	3	30
0045 PCT 345	389	615	16	1	9
0046 PCT 446	417	930	7	0	26
0047 PCT 447	448	640	13	2	6
0048 PCT 448	53	94	2	0	2
0049 PCT 349	576	620	10	1	10
0050 PCT 350	11	5	1	0	0
0051 PCT 351	59	132	4	0	3
0052 PCT 252	332	842	14	0	32
0053 PCT 453	43	108	0	2	7
0054 PCT 154	85	250	5	1	16

NUMBERED KEY CANVASS CON  
 RUN DATE:11/14/18 07:18 AM

Webb County, Texas  
 Joint General and Special Elec  
 November 6, 2018

OFFICIAL CANVASS RESULTS  
 REPORT-EL52 PAGE 0010

WITH 69 OF 69 PRECINCTS REPORTING

VOTES	PERCENT	VOTES	PERCENT
16,287	33.30		
32,055	65.54	60	
569	1.16	1,237	

Governor  
 Vote for 1  
 01 = Greg Abbott (REP)  
 02 = Lupe Valdez (DEM)  
 03 = Mark Jay Tippetts (LIB)

04 = OVER VOTES  
 05 = UNDER VOTES

(CONTINUED FROM PREVIOUS PAGE)

	01	02	03	04	05
0055 PCT 255	359	589	17	0	16
0056 PCT 356	903	1182	21	2	17
0057 PCT 457	21	11	0	0	0
0058 PCT 458	403	800	14	0	9
0059 PCT 359	669	1109	20	1	18
0060 PCT 360	100	178	6	0	1
0061 PCT 361	187	368	7	0	8
0062 PCT 362	46	105	2	1	5
0063 PCT 363	86	233	5	0	7
0064 PCT 164	96	268	4	0	10
0065 PCT 465	77	222	4	0	8
0066 PCT 266	184	396	9	1	15
0067 PCT 267	217	431	7	1	4
0068 PCT 268	27	66	0	0	0
0069 PCT 169	99	241	5	0	14

WITH 69 OF 69 PRECINCTS REPORTING

Lieutenant Governor

VOTES PERCENT

VOTES PERCENT

Vote for 1

01 = Dan Patrick (REP)

12,984 26.91

02 = Mike Collier (DEM)

34,010 70.49

03 = Kerry Douglas McKennon (LIB)

1,252 2.60

04 = OVER VOTES

50

05 = UNDER VOTES

1,912

-----  
01 02 03 04 05  
-----

	01	02	03	04	05
0001 PCT 401	88	402	17	2	19
0002 PCT 402	95	394	15	0	12
0003 PCT 403	75	296	5	0	17
0004 PCT 404	106	406	20	2	22
0005 PCT 405	94	411	14	1	15
0006 PCT 406	46	238	10	0	23
0007 PCT 407	42	92	8	0	6
0008 PCT 308	152	252	7	2	15
0009 PCT 309	344	971	31	2	50
0010 PCT 310	42	140	4	0	3
0011 PCT 311	122	487	10	0	23
0012 PCT 312	68	320	6	0	17
0013 PCT 413	150	531	21	1	33
0014 PCT 414	50	229	5	0	15
0015 PCT 215	139	395	8	1	23
0016 PCT 416	64	243	8	0	13
0017 PCT 417	60	150	7	1	2
0018 PCT 218	200	554	18	0	30
0019 PCT 219	189	423	18	0	18
0020 PCT 220	92	352	14	0	14
0021 PCT 221	179	374	12	4	19
0022 PCT 122	85	153	6	7	12
0023 PCT 423	76	273	12	0	17
0024 PCT 124	171	655	20	3	38
0025 PCT 125	72	259	16	0	19
0026 PCT 226	76	311	17	0	10
0027 PCT 227	402	1179	40	0	54
0028 PCT 128	44	162	8	0	19
0029 PCT 129	156	774	33	1	94
0030 PCT 130	221	1273	48	1	152
0031 PCT 231	385	1131	38	1	57
0032 PCT 132	232	990	43	1	71
0033 PCT 133	240	1055	34	2	52
0034 PCT 134	159	589	33	1	111
0035 PCT 135	94	459	29	0	67
0036 PCT 136	59	157	1	0	19
0037 PCT 237	104	222	8	0	42
0038 PCT 338	10	71	2	0	8
0039 PCT 239	658	1414	40	5	58
0040 PCT 340	485	602	20	0	33
0041 PCT 341	345	438	14	0	20
0042 PCT 342	305	630	29	0	24
0043 PCT 343	405	850	23	2	48
0044 PCT 344	1070	1515	62	3	73
0045 PCT 345	337	654	23	0	16
0046 PCT 446	315	987	35	1	42
0047 PCT 447	390	683	22	1	13
0048 PCT 448	46	97	4	0	4
0049 PCT 349	482	689	20	2	24
0050 PCT 350	11	5	1	0	0
0051 PCT 351	43	142	6	0	7
0052 PCT 252	253	893	29	0	45
0053 PCT 453	34	110	6	1	9
0054 PCT 154	56	263	16	0	22

NUMBERED KEY CANVASS CON

RUN DATE:11/14/18 07:18 AM

Webb County, Texas  
Joint General and Special Elec  
November 6, 2018

OFFICIAL CANVASS RESULTS

REPORT-EL52 PAGE 0012

WITH 69 OF 69 PRECINCTS REPORTING

Lieutenant Governor

Vote for 1

- 01 = Dan Patrick (REP)
- 02 = Mike Collier (DEM)
- 03 = Kerry Douglas McKennon (LIB)

VOTES	PERCENT
12,984	26.91
34,010	70.49
1,252	2.60

04 = OVER VOTES  
05 = UNDER VOTES

VOTES	PERCENT
50	
1,912	

(CONTINUED FROM PREVIOUS PAGE)

	01	02	03	04	05
0055 PCT 255	294	644	18	0	25
0056 PCT 356	768	1275	37	1	44
0057 PCT 457	18	13	1	0	0
0058 PCT 458	300	875	36	0	15
0059 PCT 359	529	1195	50	0	43
0060 PCT 360	81	190	11	0	3
0061 PCT 361	156	387	12	0	15
0062 PCT 362	37	112	3	1	6
0063 PCT 363	65	247	8	0	11
0064 PCT 164	66	287	13	0	12
0065 PCT 465	55	234	7	0	15
0066 PCT 266	135	419	25	0	26
0067 PCT 267	175	461	15	0	9
0068 PCT 268	17	72	4	0	0
0069 PCT 169	70	254	16	0	19



NUMBERED KEY CANVASS CON  
 RUN DATE:11/14/18 07:18 AM

Webb County, Texas  
 Joint General and Special Elec  
 November 6, 2018

OFFICIAL CANVASS RESULTS  
 REPORT-EL52 PAGE 0013

WITH 69 OF 69 PRECINCTS REPORTING

Attorney General

Vote for 1

- 01 = Ken Paxton (REP)
- 02 = Justin Nelson (DEM)
- 03 = Michael Ray Harris (LIB)

VOTES PERCENT  
 11,585 24.05  
 34,913 72.48  
 1,670 3.47

04 = OVER VOTES  
 05 = UNDER VOTES

VOTES PERCENT  
 52  
 1,988

-----  
 01 02 03 04 05  
 -----

	01	02	03	04	05
0001 PCT 401	79	400	25	1	23
0002 PCT 402	78	404	18	0	16
0003 PCT 403	63	301	9	1	19
0004 PCT 404	90	416	27	1	22
0005 PCT 405	83	410	28	1	13
0006 PCT 406	37	244	14	0	22
0007 PCT 407	31	104	7	0	6
0008 PCT 308	139	260	13	2	14
0009 PCT 309	290	1006	46	2	54
0010 PCT 310	34	142	9	1	3
0011 PCT 311	108	500	11	0	23
0012 PCT 312	50	335	7	0	19
0013 PCT 413	131	538	33	0	34
0014 PCT 414	41	228	13	1	16
0015 PCT 215	111	415	12	1	27
0016 PCT 416	49	254	9	0	16
0017 PCT 417	53	157	7	1	2
0018 PCT 218	172	580	19	1	30
0019 PCT 219	166	444	23	0	15
0020 PCT 220	85	358	15	0	14
0021 PCT 221	161	391	13	4	19
0022 PCT 122	79	154	10	8	12
0023 PCT 423	67	272	22	0	17
0024 PCT 124	154	662	30	2	39
0025 PCT 125	70	261	16	0	19
0026 PCT 226	72	316	16	0	10
0027 PCT 227	350	1195	70	0	60
0028 PCT 128	36	167	12	0	18
0029 PCT 129	136	787	40	1	94
0030 PCT 130	186	1287	64	2	156
0031 PCT 231	328	1160	62	0	62
0032 PCT 132	200	1014	56	0	67
0033 PCT 133	209	1061	56	2	55
0034 PCT 134	132	598	47	1	115
0035 PCT 135	92	454	35	0	68
0036 PCT 136	45	171	0	0	20
0037 PCT 237	91	233	7	0	45
0038 PCT 338	9	72	3	0	7
0039 PCT 239	592	1465	59	4	55
0040 PCT 340	459	614	34	0	33
0041 PCT 341	324	449	21	1	22
0042 PCT 342	283	656	25	0	24
0043 PCT 343	366	875	33	2	52
0044 PCT 344	984	1577	76	3	83
0045 PCT 345	293	693	26	0	18
0046 PCT 446	297	1004	35	1	43
0047 PCT 447	358	701	36	2	12
0048 PCT 448	42	99	6	0	4
0049 PCT 349	447	708	33	1	28
0050 PCT 350	11	5	1	0	0
0051 PCT 351	41	148	3	0	6
0052 PCT 252	212	917	47	0	44
0053 PCT 453	27	115	9	1	8
0054 PCT 154	52	267	15	0	23

NUMBERED KEY CANVASS CON  
 RUN DATE:11/14/18 07:18 AM

Webb County, Texas  
 Joint General and Special Elec  
 November 6, 2018

OFFICIAL CANVASS RESULTS  
 REPORT-EL52 PAGE 0014

WITH 69 OF 69 PRECINCTS REPORTING

Attorney General

Vote for 1

- 01 = Ken Paxton (REP)
- 02 = Justin Nelson (DEM)
- 03 = Michael Ray Harris (LIB)

VOTES PERCENT  
 11,585 24.05  
 34,913 72.48  
 1,670 3.47

04 = OVER VOTES  
 05 = UNDER VOTES

VOTES PERCENT  
 52  
 1,988

(CONTINUED FROM PREVIOUS PAGE)

	01	02	03	04	05
0055 PCT 255	271	660	25	0	25
0056 PCT 356	686	1339	53	1	46
0057 PCT 457	17	15	0	0	0
0058 PCT 458	268	899	34	0	25
0059 PCT 359	480	1247	42	1	47
0060 PCT 360	79	192	11	0	3
0061 PCT 361	134	401	17	0	18
0062 PCT 362	30	111	10	1	7
0063 PCT 363	57	250	14	0	10
0064 PCT 164	60	292	14	0	12
0065 PCT 465	48	237	11	0	15
0066 PCT 266	129	415	35	1	25
0067 PCT 267	160	467	23	0	10
0068 PCT 268	15	75	3	0	0
0069 PCT 169	56	269	15	0	19

WITH 69 OF 69 PRECINCTS REPORTING

Comptroller of Public Accounts

VOTES PERCENT

VOTES PERCENT

Vote for 1

01 = Glenn Hegar (REP)

12,016 25.14

02 = Joi Chevalier (DEM)

31,862 66.66

03 = Ben Sanders (LIB)

3,917 8.20

04 = OVER VOTES

46

05 = UNDER VOTES

2,367

	01	02	03	04	05
0001 PCT 401	81	378	48	1	20
0002 PCT 402	82	374	37	0	23
0003 PCT 403	63	280	32	0	18
0004 PCT 404	91	402	37	1	25
0005 PCT 405	81	388	46	1	19
0006 PCT 406	43	215	34	0	25
0007 PCT 407	30	95	20	0	3
0008 PCT 308	146	240	20	2	20
0009 PCT 309	307	927	88	2	74
0010 PCT 310	39	123	21	0	6
0011 PCT 311	114	454	46	1	27
0012 PCT 312	59	309	26	0	17
0013 PCT 413	136	487	72	0	41
0014 PCT 414	43	212	27	0	17
0015 PCT 215	120	384	32	1	29
0016 PCT 416	57	235	20	1	15
0017 PCT 417	54	139	22	1	4
0018 PCT 218	172	533	57	0	40
0019 PCT 219	184	402	44	0	18
0020 PCT 220	91	327	37	0	17
0021 PCT 221	176	335	40	4	33
0022 PCT 122	77	146	13	7	20
0023 PCT 423	57	271	30	0	20
0024 PCT 124	151	622	64	3	47
0025 PCT 125	73	242	27	0	24
0026 PCT 226	71	294	35	0	14
0027 PCT 227	356	1074	183	1	61
0028 PCT 128	33	157	23	0	20
0029 PCT 129	133	739	81	1	104
0030 PCT 130	210	1161	160	1	163
0031 PCT 231	359	1054	134	0	65
0032 PCT 132	199	943	119	0	76
0033 PCT 133	218	970	131	2	62
0034 PCT 134	136	546	93	0	118
0035 PCT 135	85	429	63	0	72
0036 PCT 136	58	151	7	0	20
0037 PCT 237	91	208	26	0	51
0038 PCT 338	10	67	5	0	9
0039 PCT 239	636	1311	144	4	80
0040 PCT 340	473	563	56	0	48
0041 PCT 341	349	392	46	0	30
0042 PCT 342	291	590	66	0	41
0043 PCT 343	380	798	92	1	57
0044 PCT 344	1035	1420	147	2	119
0045 PCT 345	309	631	68	0	22
0046 PCT 446	290	920	118	1	51
0047 PCT 447	361	625	97	2	24
0048 PCT 448	43	86	17	0	5
0049 PCT 349	451	644	83	1	38
0050 PCT 350	11	5	1	0	0
0051 PCT 351	39	136	14	0	9
0052 PCT 252	231	836	108	0	45
0053 PCT 453	30	111	9	1	9
0054 PCT 154	51	252	33	0	21

NUMBERED KEY CANVASS CON  
 RUN DATE:11/14/18 07:18 AM

Webb County, Texas  
 Joint General and Special Elec  
 November 6, 2018

OFFICIAL CANVASS RESULTS  
 REPORT-EL52 PAGE 0016

WITH 69 OF 69 PRECINCTS REPORTING

Comptroller of Public Accounts

VOTES PERCENT

VOTES PERCENT

Vote for 1

01 = Glenn Hegar (REP)  
 02 = Joi Chevalier (DEM)  
 03 = Ben Sanders (LIB)

12,016 25.14  
 31,862 66.66  
 3,917 8.20

04 = OVER VOTES  
 05 = UNDER VOTES

46  
 2,367

(CONTINUED FROM PREVIOUS PAGE)

	01	02	03	04	05
0055 PCT 255	282	590	71	0	38
0056 PCT 356	731	1192	135	2	65
0057 PCT 457	18	13	1	0	0
0058 PCT 458	282	785	129	0	30
0059 PCT 359	494	1129	134	1	59
0060 PCT 360	73	185	23	0	4
0061 PCT 361	143	383	26	0	18
0062 PCT 362	31	108	13	1	6
0063 PCT 363	53	233	30	0	15
0064 PCT 164	59	272	34	0	13
0065 PCT 465	48	214	35	0	14
0066 PCT 266	113	390	70	0	32
0067 PCT 267	151	420	74	0	15
0068 PCT 268	15	66	12	0	0
0069 PCT 169	57	249	31	0	22

WITH 69 OF 69 PRECINCTS REPORTING

Commissioner of the General Land Office

VOTES PERCENT

VOTES PERCENT

Vote for 1

01 = George P. Bush (REP)

15,591 32.22

02 = Miguel Suazo (DEM)

31,328 64.75

03 = Matt Pina (LIB)

1,467 3.03

04 = OVER VOTES

53

05 = UNDER VOTES

1,769

	01	02	03	04	05
0001 PCT 401	110	379	19	1	19
0002 PCT 402	136	351	15	0	14
0003 PCT 403	83	282	14	0	14
0004 PCT 404	135	374	25	1	21
0005 PCT 405	126	376	18	1	14
0006 PCT 406	67	222	7	0	21
0007 PCT 407	48	91	5	0	4
0008 PCT 308	163	236	8	2	19
0009 PCT 309	434	870	47	2	45
0010 PCT 310	54	126	6	0	3
0011 PCT 311	150	453	21	0	18
0012 PCT 312	94	295	5	0	17
0013 PCT 413	185	493	26	0	32
0014 PCT 414	69	209	6	1	14
0015 PCT 215	153	381	12	1	19
0016 PCT 416	68	235	11	0	14
0017 PCT 417	76	137	3	2	2
0018 PCT 218	236	515	31	0	20
0019 PCT 219	234	378	28	0	8
0020 PCT 220	113	329	15	0	15
0021 PCT 221	229	317	14	4	24
0022 PCT 122	108	131	4	8	12
0023 PCT 423	79	262	18	0	19
0024 PCT 124	203	620	22	3	39
0025 PCT 125	82	253	17	0	14
0026 PCT 226	106	287	12	0	9
0027 PCT 227	480	1084	60	1	50
0028 PCT 128	52	157	7	0	17
0029 PCT 129	208	732	25	1	92
0030 PCT 130	326	1184	41	2	142
0031 PCT 231	468	1050	47	1	46
0032 PCT 132	276	953	42	0	66
0033 PCT 133	290	999	41	3	50
0034 PCT 134	196	563	27	2	105
0035 PCT 135	120	445	22	0	62
0036 PCT 136	64	149	5	1	17
0037 PCT 237	115	205	13	0	43
0038 PCT 338	14	68	1	0	8
0039 PCT 239	783	1263	64	5	60
0040 PCT 340	566	515	34	0	25
0041 PCT 341	421	355	25	0	16
0042 PCT 342	376	564	25	0	23
0043 PCT 343	470	776	46	1	35
0044 PCT 344	1275	1314	66	2	66
0045 PCT 345	399	579	35	1	16
0046 PCT 446	375	934	34	0	37
0047 PCT 447	414	649	29	3	14
0048 PCT 448	45	92	10	0	4
0049 PCT 349	538	624	32	1	22
0050 PCT 350	11	5	1	0	0
0051 PCT 351	56	133	3	0	6
0052 PCT 252	311	838	32	0	39
0053 PCT 453	40	108	5	1	6
0054 PCT 154	70	256	11	0	20

NUMBERED KEY CANVASS CON

Webb County, Texas  
Joint General and Special Elec  
November 6, 2018

OFFICIAL CANVASS RESULTS

RUN DATE:11/14/18 07:18 AM

REPORT-EL52 PAGE 0018

WITH 69 OF 69 PRECINCTS REPORTING

Commissioner of the General Land Office

VOTES PERCENT

VOTES PERCENT

Vote for 1

01 = George P. Bush (REP)

15,591 32.22

02 = Miguel Suazo (DEM)

31,328 64.75

03 = Matt Pina (LIB)

1,467 3.03

04 = OVER VOTES

53

05 = UNDER VOTES

1,769

(CONTINUED FROM PREVIOUS PAGE)

	01	02	03	04	05
0055 PCT 255	368	558	30	0	25
0056 PCT 356	862	1167	55	1	40
0057 PCT 457	19	11	2	0	0
0058 PCT 458	354	822	31	0	19
0059 PCT 359	660	1071	49	0	37
0060 PCT 360	92	177	12	0	4
0061 PCT 361	187	356	16	0	11
0062 PCT 362	49	99	5	1	5
0063 PCT 363	81	234	8	0	8
0064 PCT 164	98	263	6	0	11
0065 PCT 465	70	220	4	0	17
0066 PCT 266	153	400	25	0	27
0067 PCT 267	204	431	18	0	7
0068 PCT 268	18	70	5	0	0
0069 PCT 169	76	253	9	0	21

WITH 69 OF 69 PRECINCTS REPORTING

Commissioner of Agriculture  
Vote for 1

- 01 = Sid Miller (REP)
- 02 = Kim Olson (DEM)
- 03 = Richard Carpenter (LIB)

VOTES	PERCENT
11,724	24.50
33,867	70.76
2,268	4.74

04 = OVER VOTES  
05 = UNDER VOTES

VOTES	PERCENT
45	
2,304	

	01	02	03	04	05
0001 PCT 401	79	396	29	1	23
0002 PCT 402	89	374	35	0	18
0003 PCT 403	59	300	16	0	18
0004 PCT 404	90	410	28	1	27
0005 PCT 405	88	398	30	2	17
0006 PCT 406	36	236	19	0	26
0007 PCT 407	36	101	8	0	3
0008 PCT 308	141	246	19	2	20
0009 PCT 309	313	964	49	3	69
0010 PCT 310	35	134	15	0	5
0011 PCT 311	110	475	32	0	25
0012 PCT 312	58	317	15	0	21
0013 PCT 413	137	520	36	1	42
0014 PCT 414	46	220	15	1	17
0015 PCT 215	111	406	17	1	31
0016 PCT 416	55	238	19	0	16
0017 PCT 417	52	152	11	1	4
0018 PCT 218	177	553	37	1	34
0019 PCT 219	174	418	40	0	16
0020 PCT 220	80	355	18	0	19
0021 PCT 221	167	366	26	4	25
0022 PCT 122	76	157	8	6	16
0023 PCT 423	55	283	21	0	19
0024 PCT 124	143	663	35	3	43
0025 PCT 125	64	259	22	0	21
0026 PCT 226	75	307	19	0	13
0027 PCT 227	370	1174	83	0	48
0028 PCT 128	32	172	12	0	17
0029 PCT 129	137	769	49	1	102
0030 PCT 130	209	1234	96	1	155
0031 PCT 231	339	1132	70	0	71
0032 PCT 132	204	989	64	0	80
0033 PCT 133	214	1036	65	2	66
0034 PCT 134	131	591	53	0	118
0035 PCT 135	90	448	38	0	73
0036 PCT 136	48	163	4	0	21
0037 PCT 237	88	225	15	0	48
0038 PCT 338	12	69	2	0	8
0039 PCT 239	611	1399	85	5	75
0040 PCT 340	457	595	44	0	44
0041 PCT 341	337	424	27	0	29
0042 PCT 342	266	642	41	0	39
0043 PCT 343	369	851	53	1	54
0044 PCT 344	972	1533	103	2	113
0045 PCT 345	303	665	41	0	21
0046 PCT 446	288	982	61	0	49
0047 PCT 447	358	691	41	2	17
0048 PCT 448	47	91	8	0	5
0049 PCT 349	447	688	45	1	36
0050 PCT 350	11	5	1	0	0
0051 PCT 351	38	144	8	0	8
0052 PCT 252	227	877	70	0	46
0053 PCT 453	29	116	5	1	9
0054 PCT 154	46	266	23	0	22

NUMBERED KEY CANVASS CON  
 RUN DATE:11/14/18 07:18 AM

Webb County, Texas  
 Joint General and Special Elec  
 November 6, 2018

OFFICIAL CANVASS RESULTS  
 REPORT-EL52 PAGE 0020

WITH 69 OF 69 PRECINCTS REPORTING

Commissioner of Agriculture  
 Vote for 1  
 01 = Sid Miller (REP)  
 02 = Kim Olson (DEM)  
 03 = Richard Carpenter (LIB)

VOTES PERCENT  
 11,724 24.50  
 33,867 70.76  
 2,268 4.74

04 = OVER VOTES  
 05 = UNDER VOTES

VOTES PERCENT  
 45  
 2,304

(CONTINUED FROM PREVIOUS PAGE)

	01	02	03	04	05
0055 PCT 255	277	635	32	0	37
0056 PCT 356	693	1279	82	1	70
0057 PCT 457	20	12	0	0	0
0058 PCT 458	272	867	59	0	28
0059 PCT 359	473	1216	70	0	58
0060 PCT 360	82	186	13	0	4
0061 PCT 361	145	386	24	0	15
0062 PCT 362	28	111	9	1	10
0063 PCT 363	55	248	11	0	17
0064 PCT 164	63	281	20	0	14
0065 PCT 465	50	220	20	0	21
0066 PCT 266	114	412	45	0	34
0067 PCT 267	147	466	34	0	13
0068 PCT 268	18	69	6	0	0
0069 PCT 169	61	260	17	0	21



WITH 69 OF 69 PRECINCTS REPORTING

Railroad Commissioner

VOTES PERCENT

VOTES PERCENT

Vote for 1

01 = Christi Craddick (REP)

11,777 24.60

02 = Roman McAllen (DEM)

33,496 69.96

03 = Mike Wright (LIB)

2,604 5.44

04 = OVER VOTES

50

05 = UNDER VOTES

2,281

	01	02	03	04	05
0001 PCT 401	79	393	33	1	22
0002 PCT 402	79	382	33	0	22
0003 PCT 403	58	299	18	0	18
0004 PCT 404	91	411	31	1	22
0005 PCT 405	91	408	20	1	15
0006 PCT 406	43	234	14	0	26
0007 PCT 407	33	102	8	0	5
0008 PCT 308	137	257	13	2	19
0009 PCT 309	296	963	73	2	64
0010 PCT 310	44	129	10	0	6
0011 PCT 311	103	490	22	0	27
0012 PCT 312	67	319	8	1	16
0013 PCT 413	128	524	42	0	42
0014 PCT 414	37	226	16	1	19
0015 PCT 215	120	395	23	1	27
0016 PCT 416	53	246	13	0	16
0017 PCT 417	57	147	10	1	5
0018 PCT 218	178	549	38	0	37
0019 PCT 219	185	408	41	0	14
0020 PCT 220	83	337	38	0	14
0021 PCT 221	175	351	29	4	29
0022 PCT 122	77	152	12	7	15
0023 PCT 423	60	279	21	0	18
0024 PCT 124	147	644	53	3	40
0025 PCT 125	61	258	28	1	18
0026 PCT 226	69	310	22	0	13
0027 PCT 227	343	1157	116	1	58
0028 PCT 128	38	167	9	0	19
0029 PCT 129	127	769	58	2	102
0030 PCT 130	204	1234	99	2	156
0031 PCT 231	344	1116	89	0	63
0032 PCT 132	201	997	67	0	72
0033 PCT 133	204	1034	77	2	66
0034 PCT 134	121	596	61	0	115
0035 PCT 135	87	453	37	0	72
0036 PCT 136	49	164	4	0	19
0037 PCT 237	93	213	22	0	48
0038 PCT 338	10	69	3	0	9
0039 PCT 239	603	1388	105	6	73
0040 PCT 340	470	585	41	0	44
0041 PCT 341	352	411	28	0	26
0042 PCT 342	272	631	45	0	40
0043 PCT 343	381	833	54	1	59
0044 PCT 344	1035	1451	127	1	109
0045 PCT 345	316	644	46	0	24
0046 PCT 446	288	968	73	1	50
0047 PCT 447	345	678	61	1	24
0048 PCT 448	45	90	11	0	5
0049 PCT 349	444	679	57	1	36
0050 PCT 350	10	6	1	0	0
0051 PCT 351	39	141	10	0	8
0052 PCT 252	217	892	64	0	47
0053 PCT 453	29	114	7	1	9
0054 PCT 154	44	264	25	0	24

NUMBERED KEY CANVASS CON  
 RUN DATE:11/14/18 07:18 AM

Webb County, Texas  
 Joint General and Special Elec  
 November 6, 2018

OFFICIAL CANVASS RESULTS  
 REPORT-EL52 PAGE 0022

WITH 69 OF 69 PRECINCTS REPORTING

Railroad Commissioner

VOTES PERCENT

VOTES PERCENT

Vote for 1

01 = Christi Craddick (REP)  
 02 = Roman McAllen (DEM)  
 03 = Mike Wright (LIB)

11,777 24.60  
 33,496 69.96  
 2,604 5.44

04 = OVER VOTES  
 05 = UNDER VOTES

50  
 2,281

(CONTINUED FROM PREVIOUS PAGE)

	01	02	03	04	05
0055 PCT 255	262	634	44	0	41
0056 PCT 356	720	1248	92	2	63
0057 PCT 457	20	11	1	0	0
0058 PCT 458	274	845	83	0	24
0059 PCT 359	499	1161	94	0	63
0060 PCT 360	80	192	10	0	3
0061 PCT 361	141	384	28	0	17
0062 PCT 362	29	109	10	1	10
0063 PCT 363	53	241	21	1	15
0064 PCT 164	62	283	20	0	13
0065 PCT 465	49	221	22	0	19
0066 PCT 266	108	415	50	0	32
0067 PCT 267	156	459	31	0	14
0068 PCT 268	19	68	6	0	0
0069 PCT 169	43	268	26	1	21

WITH 69 OF 69 PRECINCTS REPORTING

Justice, Supreme Court, Pl 2  
Vote for 1  
01 = Jimmy Blacklock (REP)  
02 = Steven Kirkland (DEM)

VOTES PERCENT  
12,438 26.01  
35,382 73.99

03 = OVER VOTES  
04 = UNDER VOTES

VOTES PERCENT  
48  
2,340

	01	02	03	04
0001 PCT 401	97	405	2	24
0002 PCT 402	85	411	0	20
0003 PCT 403	67	308	0	18
0004 PCT 404	98	430	2	26
0005 PCT 405	93	426	1	15
0006 PCT 406	45	248	0	24
0007 PCT 407	33	109	0	6
0008 PCT 308	142	261	2	23
0009 PCT 309	321	1011	2	64
0010 PCT 310	42	144	0	3
0011 PCT 311	113	502	0	27
0012 PCT 312	65	328	0	18
0013 PCT 413	151	544	0	41
0014 PCT 414	50	230	1	18
0015 PCT 215	117	420	1	28
0016 PCT 416	61	250	0	17
0017 PCT 417	51	160	1	8
0018 PCT 218	184	580	0	38
0019 PCT 219	183	450	0	15
0020 PCT 220	98	360	0	14
0021 PCT 221	175	380	4	29
0022 PCT 122	82	156	6	19
0023 PCT 423	64	294	0	20
0024 PCT 124	164	675	4	44
0025 PCT 125	78	264	0	24
0026 PCT 226	75	327	0	12
0027 PCT 227	373	1240	0	62
0028 PCT 128	40	174	0	19
0029 PCT 129	169	791	0	98
0030 PCT 130	234	1301	1	159
0031 PCT 231	360	1190	0	62
0032 PCT 132	233	1026	0	78
0033 PCT 133	236	1084	2	61
0034 PCT 134	159	617	0	117
0035 PCT 135	115	464	0	70
0036 PCT 136	52	160	0	24
0037 PCT 237	98	226	0	52
0038 PCT 338	10	72	0	9
0039 PCT 239	622	1477	5	71
0040 PCT 340	474	615	0	51
0041 PCT 341	351	438	0	28
0042 PCT 342	279	672	0	37
0043 PCT 343	385	880	2	61
0044 PCT 344	1021	1591	3	108
0045 PCT 345	318	686	0	26
0046 PCT 446	305	1022	1	52
0047 PCT 447	358	725	1	25
0048 PCT 448	47	99	0	5
0049 PCT 349	459	722	1	35
0050 PCT 350	12	5	0	0
0051 PCT 351	38	152	0	8
0052 PCT 252	243	927	0	50
0053 PCT 453	28	123	1	8
0054 PCT 154	57	279	0	21
0055 PCT 255	278	657	0	46

WITH 69 OF 69 PRECINCTS REPORTING

Justice, Supreme Court, P1 2

Vote for 1

01 = Jimmy Blacklock (REP)  
02 = Steven Kirkland (DEM)

VOTES PERCENT  
12,438 26.01  
35,382 73.99

03 = OVER VOTES  
04 = UNDER VOTES

VOTES PERCENT  
48  
2,340

(CONTINUED FROM PREVIOUS PAGE)

	01	02	03	04
0056 PCT 356	741	1317	2	65
0057 PCT 457	18	14	0	0
0058 PCT 458	289	908	0	29
0059 PCT 359	491	1263	1	62
0060 PCT 360	78	204	0	3
0061 PCT 361	154	392	0	24
0062 PCT 362	34	115	1	9
0063 PCT 363	60	257	1	13
0064 PCT 164	66	299	0	13
0065 PCT 465	57	237	0	17
0066 PCT 266	127	445	0	33
0067 PCT 267	163	484	0	13
0068 PCT 268	13	80	0	0
0069 PCT 169	59	279	0	21

NUMBERED KEY CANVASS CON

Webb County, Texas  
Joint General and Special Elec  
November 6, 2018

OFFICIAL CANVASS RESULTS

RUN DATE:11/14/18 07:18 AM

REPORT-EL52 PAGE 0025

WITH 69 OF 69 PRECINCTS REPORTING

Justice, Supreme Court, P1 4  
Vote for 1

VOTES PERCENT

VOTES PERCENT

01 = John Devine (REP)  
02 = R.K. Sandill (DEM)

13,453 28.28  
34,123 71.72

03 = OVER VOTES  
04 = UNDER VOTES

39  
2,593

	01	02	03	04
0001 PCT 401	109	387	2	30
0002 PCT 402	103	394	0	19
0003 PCT 403	71	300	0	22
0004 PCT 404	120	403	1	32
0005 PCT 405	110	406	1	18
0006 PCT 406	49	240	0	28
0007 PCT 407	42	100	0	6
0008 PCT 308	144	254	2	28
0009 PCT 309	346	982	2	68
0010 PCT 310	44	140	0	5
0011 PCT 311	125	489	0	28
0012 PCT 312	76	314	0	21
0013 PCT 413	167	527	0	42
0014 PCT 414	51	226	0	22
0015 PCT 215	123	408	1	34
0016 PCT 416	65	245	1	17
0017 PCT 417	55	155	1	9
0018 PCT 218	204	554	0	44
0019 PCT 219	200	426	0	22
0020 PCT 220	100	356	0	16
0021 PCT 221	189	364	4	31
0022 PCT 122	88	149	5	21
0023 PCT 423	67	287	0	24
0024 PCT 124	178	663	2	44
0025 PCT 125	85	256	0	25
0026 PCT 226	84	314	0	16
0027 PCT 227	423	1181	0	71
0028 PCT 128	45	165	0	23
0029 PCT 129	177	775	0	106
0030 PCT 130	270	1252	1	172
0031 PCT 231	405	1142	0	65
0032 PCT 132	252	995	1	89
0033 PCT 133	264	1051	2	66
0034 PCT 134	178	590	0	125
0035 PCT 135	122	454	0	73
0036 PCT 136	56	156	0	24
0037 PCT 237	109	212	0	55
0038 PCT 338	13	68	0	10
0039 PCT 239	668	1419	5	83
0040 PCT 340	486	598	0	56
0041 PCT 341	365	418	0	34
0042 PCT 342	307	642	0	39
0043 PCT 343	397	859	1	71
0044 PCT 344	1069	1537	2	115
0045 PCT 345	336	666	0	28
0046 PCT 446	339	990	0	51
0047 PCT 447	383	698	1	27
0048 PCT 448	49	96	0	6
0049 PCT 349	485	691	1	40
0050 PCT 350	12	5	0	0
0051 PCT 351	46	142	0	10
0052 PCT 252	266	894	0	60
0053 PCT 453	30	121	1	8
0054 PCT 154	60	275	0	22
0055 PCT 255	290	641	0	50

NUMBERED KEY CANVASS CON

Webb County, Texas  
Joint General and Special Elec  
November 6, 2018

OFFICIAL CANVASS RESULTS

RUN DATE:11/14/18 07:18 AM

REPORT-EL52 PAGE 0026

WITH 69 OF 69 PRECINCTS REPORTING

Justice, Supreme Court, PI 4

Vote for 1

01 = John Devine (REP)

02 = R.K. Sandill (DEM)

VOTES PERCENT

13,453 28.28  
34,123 71.72

03 = OVER VOTES  
04 = UNDER VOTES

VOTES PERCENT

39  
2,593

(CONTINUED FROM PREVIOUS PAGE)

	01	02	03	04
0056 PCT 356	777	1271	1	76
0057 PCT 457	18	14	0	0
0058 PCT 458	317	873	0	36
0059 PCT 359	544	1201	0	72
0060 PCT 360	84	197	0	4
0061 PCT 361	164	386	0	20
0062 PCT 362	36	112	1	10
0063 PCT 363	65	252	0	14
0064 PCT 164	77	284	0	17
0065 PCT 465	66	225	0	20
0066 PCT 266	137	433	0	35
0067 PCT 267	186	459	0	15
0068 PCT 268	18	74	0	1
0069 PCT 169	67	270	0	22

NUMBERED KEY CANVASS CON

Webb County, Texas  
Joint General and Special Elec  
November 6, 2018

OFFICIAL CANVASS RESULTS

RUN DATE:11/14/18 07:18 AM

REPORT-EL52 PAGE 0027

WITH 69 OF 69 PRECINCTS REPORTING

Justice, Supreme Court, PI 6  
Vote for 1

VOTES PERCENT

VOTES PERCENT

01 = Jeff Brown (REP)  
02 = Kathy Cheng (DEM)

12,733 26.77  
34,836 73.23

03 = OVER VOTES  
04 = UNDER VOTES

39  
2,600

	01	02	03	04
0001 PCT 401	97	402	2	27
0002 PCT 402	87	409	0	20
0003 PCT 403	67	306	0	20
0004 PCT 404	112	414	1	29
0005 PCT 405	98	417	1	19
0006 PCT 406	47	242	0	28
0007 PCT 407	40	101	0	7
0008 PCT 308	144	257	2	25
0009 PCT 309	334	990	2	72
0010 PCT 310	38	144	0	7
0011 PCT 311	119	493	0	30
0012 PCT 312	71	320	0	20
0013 PCT 413	153	539	0	44
0014 PCT 414	50	229	0	20
0015 PCT 215	122	414	1	29
0016 PCT 416	64	245	0	19
0017 PCT 417	57	155	1	7
0018 PCT 218	195	561	0	46
0019 PCT 219	182	444	0	22
0020 PCT 220	94	363	0	15
0021 PCT 221	182	367	4	35
0022 PCT 122	87	151	6	19
0023 PCT 423	72	284	0	22
0024 PCT 124	168	669	2	48
0025 PCT 125	84	259	0	23
0026 PCT 226	87	314	0	13
0027 PCT 227	388	1218	0	69
0028 PCT 128	42	168	0	23
0029 PCT 129	167	781	0	110
0030 PCT 130	248	1273	1	173
0031 PCT 231	387	1160	0	65
0032 PCT 132	236	1016	0	85
0033 PCT 133	259	1055	2	67
0034 PCT 134	166	600	1	126
0035 PCT 135	107	463	0	79
0036 PCT 136	55	159	0	22
0037 PCT 237	103	217	0	56
0038 PCT 338	11	71	0	9
0039 PCT 239	634	1456	5	80
0040 PCT 340	472	619	0	49
0041 PCT 341	343	440	0	34
0042 PCT 342	291	654	0	43
0043 PCT 343	381	882	2	63
0044 PCT 344	1022	1580	1	120
0045 PCT 345	314	686	0	30
0046 PCT 446	312	1012	0	56
0047 PCT 447	357	719	1	32
0048 PCT 448	45	99	0	7
0049 PCT 349	462	712	1	42
0050 PCT 350	12	5	0	0
0051 PCT 351	44	144	0	10
0052 PCT 252	257	905	0	58
0053 PCT 453	26	123	1	10
0054 PCT 154	55	279	0	23
0055 PCT 255	293	642	0	46

NUMBERED KEY CANVASS CON  
 RUN DATE:11/14/18 07:18 AM

Webb County, Texas  
 Joint General and Special Elec  
 November 6, 2018

OFFICIAL CANVASS RESULTS  
 REPORT-EL52 PAGE 0028

VOTES PERCENT

WITH 69 OF 69 PRECINCTS REPORTING

VOTES PERCENT

Justice, Supreme Court, P1 6  
 Vote for 1  
 01 = Jeff Brown (REP)  
 02 = Kathy Cheng (DEM)

12,733 26.77  
 34,836 73.23

03 = OVER VOTES  
 04 = UNDER VOTES

39  
 2,600

(CONTINUED FROM PREVIOUS PAGE)

	01	02	03	04
0056 PCT 356	744	1304	1	76
0057 PCT 457	17	15	0	0
0058 PCT 458	294	896	0	36
0059 PCT 359	501	1248	0	68
0060 PCT 360	81	197	0	7
0061 PCT 361	150	399	0	21
0062 PCT 362	31	119	1	8
0063 PCT 363	57	257	0	17
0064 PCT 164	75	287	0	16
0065 PCT 465	59	228	0	24
0066 PCT 266	125	446	0	34
0067 PCT 267	174	470	0	16
0068 PCT 268	16	77	0	0
0069 PCT 169	69	266	0	24



WITH 69 OF 69 PRECINCTS REPORTING

Presiding Judge, Ct of Criminal Appeals

VOTES PERCENT

VOTES PERCENT

Vote for 1

01 = Sharon Keller (REP)	11,532	24.09
02 = Maria T. (Terri) Jackson (DEM)	35,032	73.18
03 = William Bryan Strange III (LIB)	1,306	2.73

04 = OVER VOTES	42
05 = UNDER VOTES	2,296

	01	02	03	04	05
0001 PCT 401	81	409	17	0	21
0002 PCT 402	74	404	20	0	18
0003 PCT 403	61	305	11	0	16
0004 PCT 404	92	415	23	1	25
0005 PCT 405	86	416	16	1	16
0006 PCT 406	37	246	10	0	24
0007 PCT 407	33	101	8	0	6
0008 PCT 308	138	261	7	2	20
0009 PCT 309	283	1016	34	2	63
0010 PCT 310	37	144	5	0	3
0011 PCT 311	110	492	12	1	27
0012 PCT 312	62	325	6	0	18
0013 PCT 413	134	544	18	1	39
0014 PCT 414	42	232	7	0	18
0015 PCT 215	116	415	6	1	28
0016 PCT 416	52	250	9	0	17
0017 PCT 417	50	156	6	1	7
0018 PCT 218	174	573	17	0	38
0019 PCT 219	180	439	16	0	13
0020 PCT 220	92	354	10	0	16
0021 PCT 221	169	377	11	4	27
0022 PCT 122	75	154	9	7	18
0023 PCT 423	62	284	11	0	21
0024 PCT 124	155	665	23	3	41
0025 PCT 125	74	264	9	0	19
0026 PCT 226	70	314	17	0	13
0027 PCT 227	327	1226	57	1	64
0028 PCT 128	36	166	9	0	22
0029 PCT 129	122	810	27	1	98
0030 PCT 130	196	1294	48	1	156
0031 PCT 231	335	1180	35	0	62
0032 PCT 132	204	1011	43	0	79
0033 PCT 133	195	1080	41	2	65
0034 PCT 134	129	617	30	0	117
0035 PCT 135	84	464	31	0	70
0036 PCT 136	47	163	2	0	24
0037 PCT 237	93	219	11	0	53
0038 PCT 338	10	70	3	0	8
0039 PCT 239	589	1450	51	6	79
0040 PCT 340	450	621	23	0	46
0041 PCT 341	341	420	25	0	31
0042 PCT 342	259	670	26	0	33
0043 PCT 343	379	860	30	1	58
0044 PCT 344	990	1560	61	1	111
0045 PCT 345	295	683	29	0	23
0046 PCT 446	284	1025	26	0	45
0047 PCT 447	338	713	29	1	28
0048 PCT 448	40	100	6	0	5
0049 PCT 349	454	703	21	1	38
0050 PCT 350	10	6	1	0	0
0051 PCT 351	38	145	7	0	8
0052 PCT 252	207	931	33	0	49
0053 PCT 453	26	119	4	1	10
0054 PCT 154	48	279	8	0	22

NUMBERED KEY CANVASS CON

RUN DATE:11/14/18 07:18 AM

Webb County, Texas  
Joint General and Special Elec  
November 6, 2018

OFFICIAL CANVASS RESULTS

REPORT-EL52 PAGE 0030

WITH 69 OF 69 PRECINCTS REPORTING

Presiding Judge, Ct of Criminal Appeals

Vote for 1

01 = Sharon Keller (REP)

02 = Maria T. (Terri) Jackson (DEM)

03 = William Bryan Strange III (LIB)

VOTES PERCENT

11,532 24.09

35,032 73.18

1,306 2.73

04 = OVER VOTES

05 = UNDER VOTES

VOTES PERCENT

42

2,296

(CONTINUED FROM PREVIOUS PAGE)

	01	02	03	04	05
0055 PCT 255	272	652	19	0	38
0056 PCT 356	692	1322	45	1	65
0057 PCT 457	16	15	1	0	0
0058 PCT 458	270	899	31	0	26
0059 PCT 359	471	1250	42	0	54
0060 PCT 360	80	197	6	0	2
0061 PCT 361	133	404	14	0	19
0062 PCT 362	31	118	2	1	7
0063 PCT 363	53	255	10	0	13
0064 PCT 164	61	288	16	0	13
0065 PCT 465	47	236	10	0	18
0066 PCT 266	119	431	23	0	32
0067 PCT 267	154	479	15	0	12
0068 PCT 268	14	75	4	0	0
0069 PCT 169	54	271	13	0	21

WITH 69 OF 69 PRECINCTS REPORTING

Judge, Court of Criminal Appeals, P7

VOTES PERCENT

VOTES PERCENT

Vote for 1

01 = Barbara Parker Hervey (REP)

13,106 27.45

03 = OVER VOTES

44

02 = Ramona Franklin (DEM)

34,633 72.55

04 = UNDER VOTES

2,425

	01	02	03	04
0001 PCT 401	109	393	2	24
0002 PCT 402	102	396	0	18
0003 PCT 403	73	304	0	16
0004 PCT 404	110	418	1	27
0005 PCT 405	106	411	1	17
0006 PCT 406	49	244	0	24
0007 PCT 407	36	107	0	5
0008 PCT 308	145	255	2	26
0009 PCT 309	327	1004	2	65
0010 PCT 310	47	137	0	5
0011 PCT 311	122	492	0	28
0012 PCT 312	71	323	0	17
0013 PCT 413	147	547	0	42
0014 PCT 414	46	237	0	16
0015 PCT 215	131	408	2	25
0016 PCT 416	63	245	1	19
0017 PCT 417	52	160	1	7
0018 PCT 218	190	576	0	36
0019 PCT 219	199	432	0	17
0020 PCT 220	99	358	0	15
0021 PCT 221	183	369	3	33
0022 PCT 122	83	152	7	21
0023 PCT 423	78	280	0	20
0024 PCT 124	165	673	5	44
0025 PCT 125	80	264	1	21
0026 PCT 226	87	312	0	15
0027 PCT 227	393	1215	0	67
0028 PCT 128	46	167	0	20
0029 PCT 129	172	785	0	101
0030 PCT 130	256	1272	1	166
0031 PCT 231	403	1143	0	66
0032 PCT 132	249	1007	0	81
0033 PCT 133	253	1063	2	65
0034 PCT 134	172	602	0	119
0035 PCT 135	112	463	0	74
0036 PCT 136	54	160	0	22
0037 PCT 237	106	214	0	56
0038 PCT 338	10	72	0	9
0039 PCT 239	657	1428	4	86
0040 PCT 340	475	618	0	47
0041 PCT 341	364	421	0	32
0042 PCT 342	291	658	0	39
0043 PCT 343	400	867	1	60
0044 PCT 344	1050	1550	2	121
0045 PCT 345	336	666	0	28
0046 PCT 446	323	1014	0	43
0047 PCT 447	381	698	2	28
0048 PCT 448	44	102	0	5
0049 PCT 349	477	699	1	40
0050 PCT 350	11	6	0	0
0051 PCT 351	43	146	0	9
0052 PCT 252	260	908	0	52
0053 PCT 453	31	118	1	10
0054 PCT 154	53	281	0	23
0055 PCT 255	298	638	0	45

NUMBERED KEY CANVASS CON

RUN DATE:11/14/18 07:18 AM

Webb County, Texas  
Joint General and Special Elec  
November 6, 2018

OFFICIAL CANVASS RESULTS

REPORT-EL52 PAGE 0032

WITH 69 OF 69 PRECINCTS REPORTING

Judge, Court of Criminal Appeals, P7  
Vote for 1

01 = Barbara Parker Hervey (REP)  
02 = Ramona Franklin (DEM)

VOTES PERCENT

13,106 27.45  
34,633 72.55

03 = OVER VOTES  
04 = UNDER VOTES

VOTES PERCENT

44  
2,425

(CONTINUED FROM PREVIOUS PAGE)

	01	02	03	04
0056 PCT 356	764	1289	1	71
0057 PCT 457	18	14	0	0
0058 PCT 458	306	890	0	30
0059 PCT 359	530	1223	0	64
0060 PCT 360	84	199	0	2
0061 PCT 361	149	399	0	22
0062 PCT 362	33	116	1	9
0063 PCT 363	62	255	0	14
0064 PCT 164	71	295	0	12
0065 PCT 465	65	230	0	16
0066 PCT 266	137	435	0	33
0067 PCT 267	179	468	0	13
0068 PCT 268	17	76	0	0
0069 PCT 169	71	266	0	22

WITH 69 OF 69 PRECINCTS REPORTING

Judge, Court of Criminal Appeals, P8

VOTES PERCENT

VOTES PERCENT

Vote for 1

01 = Michelle Slaughter (REP)

20,633 54.66

03 = OVER VOTES

50

02 = Mark Ash (LIB)

17,113 45.34

04 = UNDER VOTES

12,412

	01	02	03	04
0001 PCT 401	157	190	1	180
0002 PCT 402	179	188	0	149
0003 PCT 403	139	135	0	119
0004 PCT 404	210	209	1	136
0005 PCT 405	183	216	2	134
0006 PCT 406	103	121	0	93
0007 PCT 407	63	53	0	32
0008 PCT 308	195	129	2	102
0009 PCT 309	546	530	2	320
0010 PCT 310	68	82	0	39
0011 PCT 311	213	233	0	196
0012 PCT 312	144	156	1	110
0013 PCT 413	261	262	0	213
0014 PCT 414	86	120	0	93
0015 PCT 215	195	215	3	153
0016 PCT 416	113	125	0	90
0017 PCT 417	86	78	1	55
0018 PCT 218	306	292	1	203
0019 PCT 219	302	207	0	139
0020 PCT 220	164	196	0	112
0021 PCT 221	262	195	4	127
0022 PCT 122	114	76	5	68
0023 PCT 423	133	122	1	122
0024 PCT 124	313	311	3	260
0025 PCT 125	141	116	0	109
0026 PCT 226	164	154	0	96
0027 PCT 227	693	619	0	363
0028 PCT 128	65	76	0	92
0029 PCT 129	292	305	0	461
0030 PCT 130	473	517	1	704
0031 PCT 231	647	596	0	369
0032 PCT 132	455	478	0	404
0033 PCT 133	480	491	2	410
0034 PCT 134	291	248	0	354
0035 PCT 135	181	170	1	297
0036 PCT 136	89	31	0	116
0037 PCT 237	158	73	0	145
0038 PCT 338	28	29	0	34
0039 PCT 239	1004	739	5	427
0040 PCT 340	625	307	0	208
0041 PCT 341	462	214	0	141
0042 PCT 342	444	351	1	192
0043 PCT 343	581	469	2	276
0044 PCT 344	1455	781	3	484
0045 PCT 345	493	368	0	169
0046 PCT 446	567	481	0	332
0047 PCT 447	533	392	2	182
0048 PCT 448	66	53	0	32
0049 PCT 349	669	354	1	193
0050 PCT 350	11	3	0	3
0051 PCT 351	75	72	0	51
0052 PCT 252	455	427	0	338
0053 PCT 453	64	52	2	42
0054 PCT 154	112	134	1	110
0055 PCT 255	451	340	0	190

NUMBERED KEY CANVASS CON

Webb County, Texas  
Joint General and Special Elec  
November 6, 2018

OFFICIAL CANVASS RESULTS

RUN DATE:11/14/18 07:18 AM

REPORT-EL52 PAGE 0034

WITH 69 OF 69 PRECINCTS REPORTING

Judge, Court of Criminal Appeals, P8

VOTES PERCENT

VOTES PERCENT

Vote for 1

01 = Michelle Slaughter (REP)

20,633 54.66

03 = OVER VOTES

50

02 = Mark Ash (LIB)

17,113 45.34

04 = UNDER VOTES

12,412

(CONTINUED FROM PREVIOUS PAGE)

	01	02	03	04
0056 PCT 356	1079	705	1	340
0057 PCT 457	21	6	0	5
0058 PCT 458	499	500	0	227
0059 PCT 359	835	650	0	332
0060 PCT 360	138	93	0	54
0061 PCT 361	225	225	0	120
0062 PCT 362	61	57	1	40
0063 PCT 363	115	128	0	88
0064 PCT 164	131	128	0	119
0065 PCT 465	109	112	0	90
0066 PCT 266	225	231	0	149
0067 PCT 267	287	242	0	131
0068 PCT 268	33	40	0	20
0069 PCT 169	116	115	0	128

NUMBERED KEY CANVASS CON  
 RUN DATE:11/14/18 07:18 AM

Webb County, Texas  
 Joint General and Special Elec  
 November 6, 2018

OFFICIAL CANVASS RESULTS  
 REPORT-EL52 PAGE 0035

WITH 49 OF 49 PRECINCTS REPORTING

State Representative, Dist 42

Vote for 1

01 = Luis De La Garza (REP)

02 = Richard Peña Raymond (DEM)

VOTES PERCENT  
 8,778 25.69  
 25,392 74.31

03 = OVER VOTES  
 04 = UNDER VOTES

VOTES PERCENT  
 46  
 934

	01	02	03	04
0001 PCT 401	95	415	1	17
0002 PCT 402	94	413	0	9
0003 PCT 403	80	302	1	10
0004 PCT 404	107	430	1	18
0005 PCT 405	96	426	1	12
0006 PCT 406	53	250	0	14
0007 PCT 407	42	101	0	5
0008 PCT 308	122	294	3	9
0009 PCT 309	332	1038	2	26
0010 PCT 310	43	143	0	3
0011 PCT 311	103	527	0	12
0012 PCT 312	75	322	0	14
0013 PCT 413	136	581	0	19
0014 PCT 414	55	232	0	12
0015 PCT 215	126	419	3	18
0016 PCT 416	65	249	1	13
0017 PCT 417	55	163	1	1
0018 PCT 218	174	610	0	18
0019 PCT 219	193	446	0	9
0020 PCT 220	89	369	0	14
0021 PCT 221	190	377	4	17
0022 PCT 122	79	166	6	12
0023 PCT 423	78	289	0	11
0024 PCT 124	194	661	2	30
0025 PCT 125	69	286	0	11
0026 PCT 226	75	333	1	5
0028 PCT 128	42	176	0	15
0029 PCT 129	158	823	1	76
0030 PCT 130	258	1317	2	118
0031 PCT 231	379	1204	0	29
0039 PCT 239	609	1523	5	38
0040 PCT 340	436	688	0	16
0041 PCT 341	312	490	0	15
0042 PCT 342	272	694	1	21
0043 PCT 343	364	936	1	27
0044 PCT 344	971	1699	4	49
0045 PCT 345	293	720	0	17
0051 PCT 351	43	150	0	5
0052 PCT 252	246	936	0	38
0053 PCT 453	25	128	1	6
0055 PCT 255	280	683	0	18
0056 PCT 356	689	1395	3	38
0060 PCT 360	79	203	0	3
0061 PCT 361	138	422	0	10
0062 PCT 362	37	116	1	5
0063 PCT 363	75	250	0	6
0064 PCT 164	69	300	0	9
0065 PCT 465	59	242	0	10
0066 PCT 266	124	455	0	26

NUMBERED KEY CANVASS CON  
RUN DATE:11/14/18 07:18 AM

Webb County, Texas  
Joint General and Special Elec  
November 6, 2018

OFFICIAL CANVASS RESULTS  
REPORT-EL52 PAGE 0036

WITH 20 OF 20 PRECINCTS REPORTING

State Representative, Dist 80  
Vote for 1  
01 = Tracy King (DEM)  
02 = OVER VOTES

VOTES PERCENT  
12,848 100.00  
0

VOTES PERCENT  
03 = UNDER VOTES 2,210

	01	02	03
0027 PCT 227	1470	0	205
0032 PCT 132	1180	0	157
0033 PCT 133	1217	0	166
0034 PCT 134	714	0	179
0035 PCT 135	532	0	117
0036 PCT 136	194	0	42
0037 PCT 237	296	0	80
0038 PCT 338	77	0	14
0046 PCT 446	1200	0	180
0047 PCT 447	914	0	195
0048 PCT 448	125	0	26
0049 PCT 349	980	0	237
0050 PCT 350	11	0	6
0054 PCT 154	314	0	43
0057 PCT 457	21	0	11
0058 PCT 458	1079	0	147
0059 PCT 359	1533	0	284
0067 PCT 267	587	0	73
0068 PCT 268	86	0	7
0069 PCT 169	318	0	41



WITH 69 OF 69 PRECINCTS REPORTING

Justice, 4th Ct of App Dist, P1 2  
Vote for 1

01 = Marialyn Barnard (REP)  
02 = Beth Watkins (DEM)

VOTES PERCENT

VOTES PERCENT

12,666 26.56  
35,024 73.44

03 = OVER VOTES  
04 = UNDER VOTES

19  
2,499

	01	02	03	04
0001 PCT 401	97	403	2	26
0002 PCT 402	97	398	0	21
0003 PCT 403	66	305	1	21
0004 PCT 404	108	419	1	28
0005 PCT 405	93	421	0	21
0006 PCT 406	49	243	0	25
0007 PCT 407	36	106	0	6
0008 PCT 308	144	256	0	28
0009 PCT 309	311	1015	0	72
0010 PCT 310	38	147	1	3
0011 PCT 311	115	498	0	29
0012 PCT 312	68	324	0	19
0013 PCT 413	149	544	0	43
0014 PCT 414	52	230	0	17
0015 PCT 215	124	412	1	29
0016 PCT 416	61	251	0	16
0017 PCT 417	60	153	0	7
0018 PCT 218	185	580	1	36
0019 PCT 219	189	437	0	22
0020 PCT 220	98	361	0	13
0021 PCT 221	177	377	0	34
0022 PCT 122	78	161	1	23
0023 PCT 423	66	290	0	22
0024 PCT 124	166	678	1	42
0025 PCT 125	77	266	0	23
0026 PCT 226	80	316	0	18
0027 PCT 227	373	1234	1	67
0028 PCT 128	40	171	0	22
0029 PCT 129	159	794	0	105
0030 PCT 130	254	1269	1	171
0031 PCT 231	369	1181	0	62
0032 PCT 132	236	1024	0	77
0033 PCT 133	228	1083	0	72
0034 PCT 134	160	610	0	123
0035 PCT 135	104	463	0	82
0036 PCT 136	49	165	0	22
0037 PCT 237	95	224	0	57
0038 PCT 338	12	70	0	9
0039 PCT 239	639	1450	1	85
0040 PCT 340	483	608	0	49
0041 PCT 341	357	426	0	34
0042 PCT 342	286	664	0	38
0043 PCT 343	394	874	0	60
0044 PCT 344	1069	1539	2	113
0045 PCT 345	319	681	0	30
0046 PCT 446	310	1017	0	53
0047 PCT 447	365	716	1	27
0048 PCT 448	47	98	0	6
0049 PCT 349	467	705	1	44
0050 PCT 350	11	6	0	0
0051 PCT 351	41	149	0	8
0052 PCT 252	241	928	0	51
0053 PCT 453	30	120	0	10
0054 PCT 154	55	279	0	23
0055 PCT 255	288	647	0	46

WITH 69 OF 69 PRECINCTS REPORTING

Justice, 4th Ct of App Dist, P1 2

Vote for 1

01 = Marialyn Barnard (REP)

02 = Beth Watkins (DEM)

VOTES PERCENT

VOTES PERCENT

12,666 26.56  
35,024 73.44

03 = OVER VOTES  
04 = UNDER VOTES

19  
2,499

(CONTINUED FROM PREVIOUS PAGE)

	01	02	03	04
0056 PCT 356	732	1325	1	67
0057 PCT 457	16	15	0	1
0058 PCT 458	309	883	2	32
0059 PCT 359	508	1247	0	62
0060 PCT 360	80	201	0	4
0061 PCT 361	154	397	0	19
0062 PCT 362	34	118	0	7
0063 PCT 363	62	249	0	20
0064 PCT 164	71	294	0	13
0065 PCT 465	60	234	0	17
0066 PCT 266	128	440	0	37
0067 PCT 267	171	475	0	14
0068 PCT 268	16	76	0	1
0069 PCT 169	60	284	0	15

WITH 69 OF 69 PRECINCTS REPORTING

Justice, 4th Ct of App Dist, PT 3

VOTES PERCENT

VOTES PERCENT

Vote for 1

01 = Jason Pulliam (REP)

10,583 22.11

03 = OVER VOTES

15

02 = Patricia O'Connell Alvarez (DEM)

37,279 77.89

04 = UNDER VOTES

2,331

	01	02	03	04
0001 PCT 401	78	423	1	26
0002 PCT 402	76	422	0	18
0003 PCT 403	61	311	0	21
0004 PCT 404	85	444	1	26
0005 PCT 405	83	432	0	20
0006 PCT 406	35	260	0	22
0007 PCT 407	32	109	0	7
0008 PCT 308	119	285	0	24
0009 PCT 309	265	1070	0	63
0010 PCT 310	34	151	1	3
0011 PCT 311	99	518	0	25
0012 PCT 312	52	341	0	18
0013 PCT 413	122	573	0	41
0014 PCT 414	39	242	0	18
0015 PCT 215	103	438	0	25
0016 PCT 416	46	268	1	13
0017 PCT 417	47	165	0	8
0018 PCT 218	152	615	0	35
0019 PCT 219	157	471	0	20
0020 PCT 220	78	380	0	14
0021 PCT 221	137	419	0	32
0022 PCT 122	68	170	1	24
0023 PCT 423	56	302	0	20
0024 PCT 124	131	716	1	39
0025 PCT 125	61	284	0	21
0026 PCT 226	62	333	0	19
0027 PCT 227	329	1294	0	52
0028 PCT 128	33	177	0	23
0029 PCT 129	121	835	0	102
0030 PCT 130	188	1347	1	159
0031 PCT 231	322	1230	0	60
0032 PCT 132	200	1061	0	76
0033 PCT 133	205	1106	1	71
0034 PCT 134	127	643	0	123
0035 PCT 135	81	489	0	79
0036 PCT 136	42	172	0	22
0037 PCT 237	79	240	0	57
0038 PCT 338	10	71	0	10
0039 PCT 239	540	1558	1	76
0040 PCT 340	376	721	0	43
0041 PCT 341	276	514	0	27
0042 PCT 342	246	709	0	33
0043 PCT 343	332	937	1	58
0044 PCT 344	830	1795	2	96
0045 PCT 345	279	724	0	27
0046 PCT 446	278	1059	0	43
0047 PCT 447	328	754	1	26
0048 PCT 448	38	106	0	7
0049 PCT 349	420	754	1	42
0050 PCT 350	11	6	0	0
0051 PCT 351	36	153	0	9
0052 PCT 252	216	954	0	50
0053 PCT 453	24	127	1	8
0054 PCT 154	48	288	0	21
0055 PCT 255	242	702	0	37

NUMBERED KEY CANVASS CON

Webb County, Texas  
Joint General and Special Elec  
November 6, 2018

OFFICIAL CANVASS RESULTS

RUN DATE:11/14/18 07:18 AM

REPORT-EL52 PAGE 0040

WITH 69 OF 69 PRECINCTS REPORTING

Justice, 4th Ct of App Dist, P1 3

VOTES PERCENT

VOTES PERCENT

Vote for 1

01 = Jason Pulliam (REP)

10,583 22.11

03 = OVER VOTES

15

02 = Patricia O'Connell Alvarez (DEM)

37,279 77.89

04 = UNDER VOTES

2,331

(CONTINUED FROM PREVIOUS PAGE)

	01	02	03	04
0056 PCT 356	660	1405	0	60
0057 PCT 457	15	16	0	1
0058 PCT 458	248	948	0	30
0059 PCT 359	420	1336	0	61
0060 PCT 360	72	208	0	5
0061 PCT 361	119	433	0	18
0062 PCT 362	27	124	0	8
0063 PCT 363	53	261	0	17
0064 PCT 164	62	305	0	11
0065 PCT 465	48	246	0	17
0066 PCT 266	111	459	0	35
0067 PCT 267	145	502	0	13
0068 PCT 268	13	80	0	0
0069 PCT 169	55	288	0	16

WITH 69 OF 69 PRECINCTS REPORTING

Justice, 4th Ct of App Dist, PT 4

VOTES PERCENT

VOTES PERCENT

Vote for 1

01 = Patrick Ballantyne (REP)

10,462 21.85

03 = OVER VOTES

18

02 = Luz Elena Chapa (DEM)

37,417 78.15

04 = UNDER VOTES

2,311

	01	02	03	04
0001 PCT 401	78	422	2	26
0002 PCT 402	82	414	0	20
0003 PCT 403	57	314	1	21
0004 PCT 404	87	442	1	26
0005 PCT 405	74	444	0	17
0006 PCT 406	36	259	0	22
0007 PCT 407	31	112	0	5
0008 PCT 308	119	281	1	27
0009 PCT 309	266	1066	0	66
0010 PCT 310	37	150	0	2
0011 PCT 311	97	521	0	24
0012 PCT 312	54	340	0	17
0013 PCT 413	118	576	0	42
0014 PCT 414	43	239	0	17
0015 PCT 215	99	442	0	25
0016 PCT 416	51	260	1	16
0017 PCT 417	43	170	0	7
0018 PCT 218	151	622	0	29
0019 PCT 219	153	471	0	24
0020 PCT 220	75	385	0	12
0021 PCT 221	134	423	0	31
0022 PCT 122	68	171	1	23
0023 PCT 423	51	308	0	19
0024 PCT 124	125	718	1	43
0025 PCT 125	59	289	0	18
0026 PCT 226	64	333	0	17
0027 PCT 227	317	1299	0	59
0028 PCT 128	36	174	0	23
0029 PCT 129	130	826	0	102
0030 PCT 130	181	1349	2	163
0031 PCT 231	288	1266	0	58
0032 PCT 132	184	1084	0	69
0033 PCT 133	188	1123	1	71
0034 PCT 134	125	645	0	123
0035 PCT 135	82	488	0	79
0036 PCT 136	50	164	0	22
0037 PCT 237	78	240	0	58
0038 PCT 338	10	72	0	9
0039 PCT 239	546	1553	1	75
0040 PCT 340	411	681	0	48
0041 PCT 341	292	495	0	30
0042 PCT 342	249	708	0	31
0043 PCT 343	325	947	1	55
0044 PCT 344	853	1767	1	102
0045 PCT 345	274	730	0	26
0046 PCT 446	270	1071	0	39
0047 PCT 447	315	769	1	24
0048 PCT 448	42	103	0	6
0049 PCT 349	415	754	1	47
0050 PCT 350	11	6	0	0
0051 PCT 351	34	155	0	9
0052 PCT 252	214	956	0	50
0053 PCT 453	23	128	0	9
0054 PCT 154	44	293	0	20
0055 PCT 255	247	696	0	38

NUMBERED KEY CANVASS CON

Webb County, Texas  
Joint General and Special Elec  
November 6, 2018

OFFICIAL CANVASS RESULTS

RUN DATE:11/14/18 07:18 AM

REPORT-EL52 PAGE 0042

WITH 69 OF 69 PRECINCTS REPORTING

Justice, 4th Ct of App Dist, Pl 4  
Vote for 1

VOTES PERCENT  
10,462 21.85  
37,417 78.15

03 = OVER VOTES  
04 = UNDER VOTES

VOTES PERCENT  
18  
2,311

(CONTINUED FROM PREVIOUS PAGE)

	01	02	03	04
0056 PCT 356	631	1440	0	54
0057 PCT 457	15	16	0	1
0058 PCT 458	239	956	1	30
0059 PCT 359	408	1357	0	52
0060 PCT 360	73	208	0	4
0061 PCT 361	120	431	0	19
0062 PCT 362	22	130	0	7
0063 PCT 363	48	267	0	16
0064 PCT 164	63	305	0	10
0065 PCT 465	43	251	0	17
0066 PCT 266	106	468	0	31
0067 PCT 267	143	503	1	13
0068 PCT 268	14	79	0	0
0069 PCT 169	51	292	0	16

WITH 69 OF 69 PRECINCTS REPORTING

Justice, 4th Ct of App Dist, P1 5  
Vote for 1

01 = Rebecca Simmons (REP)  
02 = Liza Rodriguez (DEM)

VOTES PERCENT

11,103 23.15  
36,853 76.85

03 = OVER VOTES  
04 = UNDER VOTES

VOTES PERCENT

13  
2,239

	01	02	03	04
0001 PCT 401	86	418	1	23
0002 PCT 402	86	415	0	15
0003 PCT 403	58	315	1	19
0004 PCT 404	90	439	1	26
0005 PCT 405	82	435	0	18
0006 PCT 406	43	254	1	19
0007 PCT 407	36	106	0	6
0008 PCT 308	121	282	0	25
0009 PCT 309	276	1061	0	61
0010 PCT 310	35	150	1	3
0011 PCT 311	99	520	0	23
0012 PCT 312	56	335	1	19
0013 PCT 413	123	576	0	37
0014 PCT 414	44	239	0	16
0015 PCT 215	100	443	0	23
0016 PCT 416	49	265	0	14
0017 PCT 417	51	162	0	7
0018 PCT 218	157	617	0	28
0019 PCT 219	157	472	0	19
0020 PCT 220	84	378	0	10
0021 PCT 221	140	418	0	30
0022 PCT 122	68	172	1	22
0023 PCT 423	62	294	0	22
0024 PCT 124	128	719	0	40
0025 PCT 125	61	287	0	18
0026 PCT 226	70	327	0	17
0027 PCT 227	337	1281	0	57
0028 PCT 128	38	173	0	22
0029 PCT 129	137	823	0	98
0030 PCT 130	200	1335	1	159
0031 PCT 231	321	1236	0	55
0032 PCT 132	197	1066	0	74
0033 PCT 133	190	1122	1	70
0034 PCT 134	133	636	0	124
0035 PCT 135	91	477	0	81
0036 PCT 136	46	170	0	20
0037 PCT 237	81	238	0	57
0038 PCT 338	11	71	0	9
0039 PCT 239	566	1530	1	78
0040 PCT 340	437	659	0	44
0041 PCT 341	315	471	0	31
0042 PCT 342	266	692	1	29
0043 PCT 343	353	926	0	49
0044 PCT 344	915	1711	0	97
0045 PCT 345	293	715	0	22
0046 PCT 446	278	1061	0	41
0047 PCT 447	331	749	1	28
0048 PCT 448	45	100	0	6
0049 PCT 349	431	745	1	40
0050 PCT 350	11	6	0	0
0051 PCT 351	36	155	0	7
0052 PCT 252	228	946	0	46
0053 PCT 453	27	124	0	9
0054 PCT 154	44	297	0	16
0055 PCT 255	254	689	0	38

NUMBERED KEY CANVASS CON

RUN DATE:11/14/18 07:18 AM

Webb County, Texas  
Joint General and Special Elec  
November 6, 2018

OFFICIAL CANVASS RESULTS

REPORT-EL52 PAGE 0044

WITH 69 OF 69 PRECINCTS REPORTING

Justice, 4th Ct of App Dist, PI 5  
Vote for 1

01 = Rebecca Simmons (REP)  
02 = Liza Rodriguez (DEM)

VOTES PERCENT  
11,103 23.15  
36,853 76.85

03 = OVER VOTES  
04 = UNDER VOTES

VOTES PERCENT  
13  
2,239

(CONTINUED FROM PREVIOUS PAGE)

	01	02	03	04
0056 PCT 356	678	1389	0	58
0057 PCT 457	16	15	0	1
0058 PCT 458	270	924	0	32
0059 PCT 359	438	1330	0	49
0060 PCT 360	75	205	0	5
0061 PCT 361	121	429	0	20
0062 PCT 362	28	126	0	5
0063 PCT 363	52	265	0	14
0064 PCT 164	66	303	0	9
0065 PCT 465	49	244	0	18
0066 PCT 266	114	458	0	33
0067 PCT 267	153	495	0	12
0068 PCT 268	16	77	0	0
0069 PCT 169	53	290	0	16



WITH 69 OF 69 PRECINCTS REPORTING

Justice, 4th Ct of App Dist, P1 7  
Vote for 1

VOTES PERCENT

VOTES PERCENT

01 = Shane Stolarczyk (REP)  
02 = Rebeca Martinez (DEM)

9,671 20.18  
38,255 79.82

03 = OVER VOTES  
04 = UNDER VOTES

12  
2,270

	01	02	03	04
0001 PCT 401	71	431	1	25
0002 PCT 402	72	428	0	16
0003 PCT 403	51	322	0	20
0004 PCT 404	73	458	1	24
0005 PCT 405	75	439	0	21
0006 PCT 406	34	265	0	18
0007 PCT 407	31	113	0	4
0008 PCT 308	110	291	0	27
0009 PCT 309	246	1092	0	60
0010 PCT 310	34	152	0	3
0011 PCT 311	82	539	0	21
0012 PCT 312	53	341	0	17
0013 PCT 413	103	590	0	43
0014 PCT 414	40	243	0	16
0015 PCT 215	90	452	1	23
0016 PCT 416	44	269	0	15
0017 PCT 417	39	173	0	8
0018 PCT 218	132	640	0	30
0019 PCT 219	152	479	0	17
0020 PCT 220	69	391	0	12
0021 PCT 221	126	432	0	30
0022 PCT 122	60	183	1	19
0023 PCT 423	46	310	0	22
0024 PCT 124	121	721	0	45
0025 PCT 125	52	295	0	19
0026 PCT 226	60	337	0	17
0027 PCT 227	282	1333	0	60
0028 PCT 128	31	180	0	22
0029 PCT 129	111	843	0	104
0030 PCT 130	170	1368	1	156
0031 PCT 231	259	1297	0	56
0032 PCT 132	169	1094	1	73
0033 PCT 133	174	1140	1	68
0034 PCT 134	115	653	0	125
0035 PCT 135	73	494	0	82
0036 PCT 136	40	174	0	22
0037 PCT 237	73	250	0	53
0038 PCT 338	10	73	0	8
0039 PCT 239	490	1613	0	72
0040 PCT 340	386	715	0	39
0041 PCT 341	285	504	0	28
0042 PCT 342	229	733	0	26
0043 PCT 343	311	964	0	53
0044 PCT 344	791	1831	0	101
0045 PCT 345	273	730	0	27
0046 PCT 446	245	1088	0	47
0047 PCT 447	307	772	1	29
0048 PCT 448	44	101	0	6
0049 PCT 349	386	788	1	42
0050 PCT 350	11	6	0	0
0051 PCT 351	29	161	0	8
0052 PCT 252	189	980	1	50
0053 PCT 453	21	130	0	9
0054 PCT 154	39	302	0	16
0055 PCT 255	230	710	0	41

NUMBERED KEY CANVASS CON  
 RUN DATE:11/14/18 07:18 AM

Webb County, Texas  
 Joint General and Special Elec  
 November 6, 2018

OFFICIAL CANVASS RESULTS

REPORT-EL52 PAGE 0046

WITH 69 OF 69 PRECINCTS REPORTING

VOTES PERCENT

VOTES PERCENT

Justice, 4th Ct of App Dist, P1 7  
 Vote for 1

01 = Shane Stolarczyk (REP)  
 02 = Rebeca Martinez (DEM)

9,671 20.18  
 38,255 79.82

03 = OVER VOTES  
 04 = UNDER VOTES

12  
 2,270

(CONTINUED FROM PREVIOUS PAGE)

	01	02	03	04
0056 PCT 356	595	1476	0	54
0057 PCT 457	16	15	0	1
0058 PCT 458	222	971	1	32
0059 PCT 359	382	1385	0	50
0060 PCT 360	68	212	0	5
0061 PCT 361	110	441	0	19
0062 PCT 362	21	132	0	6
0063 PCT 363	46	269	0	16
0064 PCT 164	51	316	0	11
0065 PCT 465	42	252	0	17
0066 PCT 266	95	477	0	33
0067 PCT 267	126	522	0	12
0068 PCT 268	11	81	0	1
0069 PCT 169	47	293	1	18

NUMBERED KEY CANVASS CON  
RUN DATE:11/14/18 07:18 AM

Webb County, Texas  
Joint General and Special Elec  
November 6, 2018

OFFICIAL CANVASS RESULTS  
REPORT-EL52 PAGE 0047

WITH 69 OF 69 PRECINCTS REPORTING

District Judge, 49 Judicial District

VOTES PERCENT

VOTES PERCENT

Vote for 1

01 = Joe Lopez (DEM)

41,917 100.00

02 = OVER VOTES

0

03 = UNDER VOTES

8,291

-----  
01 02 03  
-----

0001 PCT 401	449	0	79
0002 PCT 402	450	0	66
0003 PCT 403	341	0	52
0004 PCT 404	471	0	85
0005 PCT 405	472	0	63
0006 PCT 406	263	0	54
0007 PCT 407	123	0	25
0008 PCT 308	339	0	89
0009 PCT 309	1171	0	227
0010 PCT 310	165	0	24
0011 PCT 311	560	0	82
0012 PCT 312	359	0	52
0013 PCT 413	619	0	117
0014 PCT 414	247	0	52
0015 PCT 215	478	0	88
0016 PCT 416	278	0	50
0017 PCT 417	188	0	32
0018 PCT 218	667	0	135
0019 PCT 219	530	0	118
0020 PCT 220	422	0	50
0021 PCT 221	495	0	93
0022 PCT 122	203	0	60
0023 PCT 423	319	0	59
0024 PCT 124	759	0	128
0025 PCT 125	313	0	53
0026 PCT 226	352	0	62
0027 PCT 227	1461	0	214
0028 PCT 128	189	0	44
0029 PCT 129	878	0	180
0030 PCT 130	1409	0	286
0031 PCT 231	1382	0	230
0032 PCT 132	1179	0	158
0033 PCT 133	1206	0	177
0034 PCT 134	685	0	208
0035 PCT 135	508	0	141
0036 PCT 136	190	0	46
0037 PCT 237	284	0	92
0038 PCT 338	74	0	17
0039 PCT 239	1816	0	359
0040 PCT 340	882	0	258
0041 PCT 341	651	0	166
0042 PCT 342	823	0	165
0043 PCT 343	1074	0	254
0044 PCT 344	2190	0	533
0045 PCT 345	848	0	182
0046 PCT 446	1181	0	199
0047 PCT 447	876	0	233
0048 PCT 448	122	0	29
0049 PCT 349	953	0	264
0050 PCT 350	10	0	7
0051 PCT 351	177	0	21
0052 PCT 252	1056	0	164
0053 PCT 453	138	0	22
0054 PCT 154	313	0	44
0055 PCT 255	832	0	149

NUMBERED KEY CANVASS CON  
RUN DATE:11/14/18 07:18 AM

Webb County, Texas  
Joint General and Special Elec  
November 6, 2018

OFFICIAL CANVASS RESULTS  
REPORT-EL52 PAGE 0048

District Judge, 49 Judicial District  
Vote for 1  
01 = Joe Lopez (DEM)  
02 = OVER VOTES

VOTES PERCENT  
41,917 100.00  
0

WITH 69 OF 69 PRECINCTS REPORTING

VOTES PERCENT  
8,291

(CONTINUED FROM PREVIOUS PAGE)

	01	02	03
0056 PCT 356	1708	0	417
0057 PCT 457	20	0	12
0058 PCT 458	1065	0	161
0059 PCT 359	1509	0	308
0060 PCT 360	233	0	52
0061 PCT 361	484	0	86
0062 PCT 362	139	0	20
0063 PCT 363	277	0	54
0064 PCT 164	326	0	52
0065 PCT 465	269	0	42
0066 PCT 266	500	0	105
0067 PCT 267	568	0	92
0068 PCT 268	83	0	10
0069 PCT 169	316	0	43

WITH 69 OF 69 PRECINCTS REPORTING

District Judge, 11th Judicial District

VOTES PERCENT

VOTES PERCENT

Vote for 1

01 = Monica Zapata Notzon (DEM)

42,291 100.00

02 = OVER VOTES

0

03 = UNDER VOTES

7,917

-----  
01 02 03  
-----

0001 PCT 401	459	0	69
0002 PCT 402	456	0	60
0003 PCT 403	340	0	53
0004 PCT 404	472	0	84
0005 PCT 405	466	0	69
0006 PCT 406	265	0	52
0007 PCT 407	124	0	24
0008 PCT 308	344	0	84
0009 PCT 309	1190	0	208
0010 PCT 310	167	0	22
0011 PCT 311	554	0	88
0012 PCT 312	354	0	57
0013 PCT 413	619	0	117
0014 PCT 414	253	0	46
0015 PCT 215	479	0	87
0016 PCT 416	280	0	48
0017 PCT 417	186	0	34
0018 PCT 218	674	0	128
0019 PCT 219	554	0	94
0020 PCT 220	426	0	46
0021 PCT 221	503	0	85
0022 PCT 122	206	0	57
0023 PCT 423	326	0	52
0024 PCT 124	758	0	129
0025 PCT 125	312	0	54
0026 PCT 226	355	0	59
0027 PCT 227	1454	0	221
0028 PCT 128	191	0	42
0029 PCT 129	879	0	179
0030 PCT 130	1420	0	275
0031 PCT 231	1395	0	217
0032 PCT 132	1178	0	159
0033 PCT 133	1208	0	175
0034 PCT 134	682	0	211
0035 PCT 135	508	0	141
0036 PCT 136	187	0	49
0037 PCT 237	287	0	89
0038 PCT 338	75	0	16
0039 PCT 239	1831	0	344
0040 PCT 340	909	0	231
0041 PCT 341	676	0	141
0042 PCT 342	821	0	167
0043 PCT 343	1082	0	246
0044 PCT 344	2262	0	461
0045 PCT 345	877	0	153
0046 PCT 446	1183	0	197
0047 PCT 447	884	0	225
0048 PCT 448	123	0	28
0049 PCT 349	955	0	262
0050 PCT 350	11	0	6
0051 PCT 351	178	0	20
0052 PCT 252	1064	0	156
0053 PCT 453	141	0	19
0054 PCT 154	313	0	44
0055 PCT 255	832	0	149

WITH 69 OF 69 PRECINCTS REPORTING

District Judge, 111th Judicial District

VOTES PERCENT

VOTES PERCENT

Vote for 1

01 = Monica Zapata Notzon (DEM)

42,291 100.00

02 = OVER VOTES

0

03 = UNDER VOTES

7,917

(CONTINUED FROM PREVIOUS PAGE)

-----  
01 02 03  
-----

0056 PCT 356	1732	0	393
0057 PCT 457	19	0	13
0058 PCT 458	1068	0	158
0059 PCT 359	1535	0	282
0060 PCT 360	235	0	50
0061 PCT 361	490	0	80
0062 PCT 362	135	0	24
0063 PCT 363	280	0	51
0064 PCT 164	330	0	48
0065 PCT 465	272	0	39
0066 PCT 266	503	0	102
0067 PCT 267	566	0	94
0068 PCT 268	84	0	9
0069 PCT 169	314	0	45

---

NUMBERED KEY CANVASS CON  
 RUN DATE:11/14/18 07:18 AM

Webb County, Texas  
 Joint General and Special Elec  
 November 6, 2018

OFFICIAL CANVASS RESULTS  
 REPORT-EL52 PAGE 0051

WITH 69 OF 69 PRECINCTS REPORTING

County Judge

Vote for 1

01 = Alfonso I. "Poncho" Casso (REP)  
 02 = Tano Tijerina (DEM)

VOTES PERCENT

VOTES PERCENT

03 = OVER VOTES  
 04 = UNDER VOTES

24  
 1,459

	01	02	03	04
0001 PCT 401	115	396	1	16
0002 PCT 402	95	409	1	11
0003 PCT 403	75	306	0	12
0004 PCT 404	126	411	1	18
0005 PCT 405	107	416	0	12
0006 PCT 406	66	237	0	14
0007 PCT 407	36	108	0	4
0008 PCT 308	126	289	0	13
0009 PCT 309	321	1041	0	36
0010 PCT 310	38	149	0	2
0011 PCT 311	125	495	0	22
0012 PCT 312	74	327	0	10
0013 PCT 413	156	559	0	21
0014 PCT 414	66	220	0	13
0015 PCT 215	112	435	1	18
0016 PCT 416	61	254	1	12
0017 PCT 417	58	155	0	7
0018 PCT 218	200	591	0	11
0019 PCT 219	173	454	0	21
0020 PCT 220	101	362	0	9
0021 PCT 221	149	423	0	16
0022 PCT 122	66	180	1	16
0023 PCT 423	75	288	1	14
0024 PCT 124	174	687	0	26
0025 PCT 125	71	279	2	14
0026 PCT 226	81	325	0	8
0027 PCT 227	387	1258	0	30
0028 PCT 128	37	181	0	15
0029 PCT 129	152	844	1	61
0030 PCT 130	222	1376	2	95
0031 PCT 231	319	1271	1	21
0032 PCT 132	217	1074	0	46
0033 PCT 133	237	1097	1	48
0034 PCT 134	141	650	1	101
0035 PCT 135	91	489	0	69
0036 PCT 136	45	175	0	16
0037 PCT 237	57	293	0	26
0038 PCT 338	14	71	0	6
0039 PCT 239	567	1563	1	44
0040 PCT 340	364	748	0	28
0041 PCT 341	276	526	1	14
0042 PCT 342	260	707	0	21
0043 PCT 343	361	939	0	28
0044 PCT 344	815	1848	1	59
0045 PCT 345	292	715	0	23
0046 PCT 446	288	1060	0	32
0047 PCT 447	317	768	1	23
0048 PCT 448	44	101	0	6
0049 PCT 349	376	813	2	26
0050 PCT 350	9	7	0	1
0051 PCT 351	34	160	0	4
0052 PCT 252	252	934	0	34
0053 PCT 453	26	126	0	8
0054 PCT 154	59	283	0	15
0055 PCT 255	254	707	0	20

NUMBERED KEY CANVASS CON  
 RUN DATE:11/14/18 07:18 AM

Webb County, Texas  
 Joint General and Special Elec  
 November 6, 2018

OFFICIAL CANVASS RESULTS  
 REPORT-EL52 PAGE 0052

WITH 69 OF 69 PRECINCTS REPORTING

VOTES	PERCENT		VOTES	PERCENT
11,537	23.68	03 = OVER VOTES	24	
37,188	76.32	04 = UNDER VOTES	1,459	

County Judge  
 Vote for 1  
 01 = Alfonso I. "Poncho" Casso (REP)  
 02 = Tano Tijerina (DEM)

(CONTINUED FROM PREVIOUS PAGE)

	01	02	03	04
0056 PCT 356	631	1461	0	33
0057 PCT 457	13	17	0	2
0058 PCT 458	255	953	0	18
0059 PCT 359	467	1318	3	29
0060 PCT 360	87	195	0	3
0061 PCT 361	134	427	0	9
0062 PCT 362	36	118	0	5
0063 PCT 363	61	257	0	13
0064 PCT 164	75	299	0	4
0065 PCT 465	54	250	0	7
0066 PCT 266	116	466	0	23
0067 PCT 267	168	485	0	7
0068 PCT 268	21	72	0	0
0069 PCT 169	59	290	0	10



WITH 69 OF 69 PRECINCTS REPORTING

Judge, County Court at Law No. 1

Vote for 1

01 = Hugo D. Martinez (DEM)

02 = OVER VOTES

VOTES PERCENT  
41,622 100.00  
0

03 = UNDER VOTES

VOTES PERCENT  
8,586

-----  
01 02 03  
-----

0001 PCT 401	447	0	81
0002 PCT 402	449	0	67
0003 PCT 403	338	0	55
0004 PCT 404	471	0	85
0005 PCT 405	466	0	69
0006 PCT 406	262	0	55
0007 PCT 407	125	0	23
0008 PCT 308	346	0	82
0009 PCT 309	1165	0	233
0010 PCT 310	163	0	26
0011 PCT 311	550	0	92
0012 PCT 312	354	0	57
0013 PCT 413	617	0	119
0014 PCT 414	251	0	48
0015 PCT 215	483	0	83
0016 PCT 416	280	0	48
0017 PCT 417	185	0	35
0018 PCT 218	665	0	137
0019 PCT 219	539	0	109
0020 PCT 220	417	0	55
0021 PCT 221	494	0	94
0022 PCT 122	201	0	62
0023 PCT 423	324	0	54
0024 PCT 124	763	0	124
0025 PCT 125	305	0	61
0026 PCT 226	352	0	62
0027 PCT 227	1446	0	229
0028 PCT 128	186	0	47
0029 PCT 129	868	0	190
0030 PCT 130	1400	0	295
0031 PCT 231	1370	0	242
0032 PCT 132	1165	0	172
0033 PCT 133	1208	0	175
0034 PCT 134	680	0	213
0035 PCT 135	510	0	139
0036 PCT 136	189	0	47
0037 PCT 237	272	0	104
0038 PCT 338	76	0	15
0039 PCT 239	1800	0	375
0040 PCT 340	872	0	268
0041 PCT 341	645	0	172
0042 PCT 342	811	0	177
0043 PCT 343	1067	0	261
0044 PCT 344	2157	0	566
0045 PCT 345	851	0	179
0046 PCT 446	1185	0	195
0047 PCT 447	873	0	236
0048 PCT 448	119	0	32
0049 PCT 349	934	0	283
0050 PCT 350	9	0	8
0051 PCT 351	177	0	21
0052 PCT 252	1061	0	159
0053 PCT 453	134	0	26
0054 PCT 154	309	0	48
0055 PCT 255	811	0	170

NUMBERED KEY CANVASS CON  
RUN DATE:11/14/18 07:18 AM

Webb County, Texas  
Joint General and Special Elec  
November 6, 2018

OFFICIAL CANVASS RESULTS  
REPORT-EL52 PAGE 0054

Judge, County Court at Law No. 1  
Vote for 1  
01 = Hugo D. Martinez (DEM)  
02 = OVER VOTES

VOTES PERCENT  
41,622 100.00  
0

WITH 69 OF 69 PRECINCTS REPORTING

VOTES PERCENT  
8,586

(CONTINUED FROM PREVIOUS PAGE)

	01	02	03
0056 PCT 356	1711	0	414
0057 PCT 457	18	0	14
0058 PCT 458	1059	0	167
0059 PCT 359	1490	0	327
0060 PCT 360	231	0	54
0061 PCT 361	477	0	93
0062 PCT 362	132	0	27
0063 PCT 363	270	0	61
0064 PCT 164	324	0	54
0065 PCT 465	267	0	44
0066 PCT 266	491	0	114
0067 PCT 267	565	0	95
0068 PCT 268	79	0	14
0069 PCT 169	311	0	48

WITH 69 OF 69 PRECINCTS REPORTING

Judge, County Court at Law No. 2  
Vote for 1  
01 = Victor Villarreal (DEM)  
02 = OVER VOTES

VOTES PERCENT  
42,122 100.00  
0

03 = UNDER VOTES

VOTES PERCENT  
8,086

-----  
01 02 03  
-----

0001 PCT 401	456	0	72
0002 PCT 402	459	0	57
0003 PCT 403	347	0	46
0004 PCT 404	479	0	77
0005 PCT 405	473	0	62
0006 PCT 406	268	0	49
0007 PCT 407	128	0	20
0008 PCT 308	343	0	85
0009 PCT 309	1194	0	204
0010 PCT 310	168	0	21
0011 PCT 311	564	0	78
0012 PCT 312	357	0	54
0013 PCT 413	629	0	107
0014 PCT 414	252	0	47
0015 PCT 215	477	0	89
0016 PCT 416	282	0	46
0017 PCT 417	180	0	40
0018 PCT 218	675	0	127
0019 PCT 219	544	0	104
0020 PCT 220	423	0	49
0021 PCT 221	490	0	98
0022 PCT 122	202	0	61
0023 PCT 423	326	0	52
0024 PCT 124	767	0	120
0025 PCT 125	310	0	56
0026 PCT 226	355	0	59
0027 PCT 227	1466	0	209
0028 PCT 128	188	0	45
0029 PCT 129	891	0	167
0030 PCT 130	1432	0	263
0031 PCT 231	1387	0	225
0032 PCT 132	1178	0	159
0033 PCT 133	1212	0	171
0034 PCT 134	694	0	199
0035 PCT 135	521	0	128
0036 PCT 136	188	0	48
0037 PCT 237	286	0	90
0038 PCT 338	75	0	16
0039 PCT 239	1822	0	353
0040 PCT 340	876	0	264
0041 PCT 341	637	0	180
0042 PCT 342	813	0	175
0043 PCT 343	1089	0	239
0044 PCT 344	2156	0	567
0045 PCT 345	855	0	175
0046 PCT 446	1189	0	191
0047 PCT 447	888	0	221
0048 PCT 448	121	0	30
0049 PCT 349	946	0	271
0050 PCT 350	10	0	7
0051 PCT 351	180	0	18
0052 PCT 252	1071	0	149
0053 PCT 453	139	0	21
0054 PCT 154	317	0	40
0055 PCT 255	824	0	157

NUMBERED KEY CANVASS CON

Webb County, Texas  
Joint General and Special Elec  
November 6, 2018

OFFICIAL CANVASS RESULTS

RUN DATE:11/14/18 07:18 AM

REPORT-EL52 PAGE 0056

WITH 69 OF 69 PRECINCTS REPORTING

Judge, County Court at Law No. 2

Vote for 1

01 = Victor Villarreal (DEM)

02 = OVER VOTES

VOTES PERCENT  
42,122 100.00  
0

VOTES PERCENT  
03 = UNDER VOTES 8,086

(CONTINUED FROM PREVIOUS PAGE)

	01	02	03
0056 PCT 356	1720	0	405
0057 PCT 457	21	0	11
0058 PCT 458	1068	0	158
0059 PCT 359	1507	0	310
0060 PCT 360	234	0	51
0061 PCT 361	486	0	84
0062 PCT 362	137	0	22
0063 PCT 363	272	0	59
0064 PCT 164	333	0	45
0065 PCT 465	271	0	40
0066 PCT 266	500	0	105
0067 PCT 267	571	0	89
0068 PCT 268	82	0	11
0069 PCT 169	321	0	38

NUMBERED KEY CANVASS CON

Webb County, Texas  
Joint General and Special Elec  
November 6, 2018

OFFICIAL CANVASS RESULTS

RUN DATE:11/14/18 07:18 AM

REPORT-EL52 PAGE 0057

WITH 3 OF 3 PRECINCTS REPORTING

JOP, Precinct No. 3

Vote for 1

01 = Salvador Johnson Sr (DEM)

02 = WRITE-IN

VOTES PERCENT

VOTES PERCENT

406 61.70

252 38.30

03 = OVER VOTES

04 = UNDER VOTES

1

44

-----  
01 02 03 04  
-----

0036 PCT 136

173 50 0 13

0037 PCT 237

155 198 0 23

0038 PCT 338

78 4 1 8  
-----

NUMBERED KEY CANVASS CON  
 RUN DATE:11/14/18 07:18 AM

Webb County, Texas  
 Joint General and Special Elec  
 November 6, 2018

OFFICIAL CANVASS RESULTS  
 REPORT-EL52 PAGE 0058

Mayor, City of Laredo  
 Vote for 1  
 01 = Pete Saenz  
 02 = Avelino Juarez  
 03 = Roque Vela, Jr.  
 04 = Charlie San Miguel

VOTES PERCENT

WITH 62 OF 62 PRECINCTS REPORTING

VOTES PERCENT

21,704	47.63		
983	2.16	05 = Randall Walden	825 1.81
12,768	28.02	06 = OVER VOTES	52
9,292	20.39	07 = UNDER VOTES	1,713

	01	02	03	04	05	06	07
0001 PCT 401	234	20	158	67	11	2	33
0002 PCT 402	218	17	169	80	14	1	17
0003 PCT 403	145	12	132	79	10	1	14
0004 PCT 404	208	10	204	99	12	1	22
0005 PCT 405	222	14	146	114	10	2	26
0006 PCT 406	132	3	99	59	4	2	18
0007 PCT 407	63	6	41	22	7	0	9
0008 PCT 308	218	7	107	72	7	0	16
0009 PCT 309	698	23	352	248	23	1	52
0010 PCT 310	66	4	69	40	4	0	6
0011 PCT 311	244	16	192	142	9	2	37
0012 PCT 312	172	16	122	75	5	0	21
0013 PCT 413	278	23	228	160	17	1	29
0014 PCT 414	129	4	88	55	6	0	17
0015 PCT 215	283	13	166	77	8	0	20
0016 PCT 416	140	11	97	51	7	2	20
0017 PCT 417	125	7	56	19	3	0	9
0018 PCT 218	377	13	229	134	16	1	32
0019 PCT 219	304	14	186	104	13	0	27
0020 PCT 220	187	12	151	101	8	0	12
0021 PCT 221	347	6	118	74	8	0	11
0022 PCT 122	153	6	48	32	6	3	15
0023 PCT 423	169	8	110	69	6	0	16
0024 PCT 124	346	19	217	121	5	3	46
0025 PCT 125	162	8	105	74	8	1	8
0026 PCT 226	167	11	148	67	12	0	9
0027 PCT 227	667	40	487	289	32	1	33
0028 PCT 128	97	6	65	54	3	1	7
0029 PCT 129	434	16	314	202	11	1	80
0030 PCT 130	648	29	530	355	19	3	108
0031 PCT 231	709	32	483	329	20	0	39
0032 PCT 132	497	41	384	340	31	1	43
0033 PCT 133	478	39	490	287	18	2	68
0039 PCT 239	980	39	617	442	36	0	60
0040 PCT 340	697	17	199	183	13	0	31
0041 PCT 341	518	8	131	125	6	0	29
0042 PCT 342	483	14	236	199	20	0	36
0043 PCT 343	688	27	279	273	26	3	32
0044 PCT 344	1641	24	429	529	33	4	63
0045 PCT 345	514	17	214	244	20	0	20
0046 PCT 446	533	31	480	253	34	1	48
0047 PCT 447	516	24	283	206	32	0	41
0048 PCT 448	17	2	9	2	0	0	1
0049 PCT 349	573	22	248	289	33	1	48
0051 PCT 351	74	9	60	46	2	0	7
0052 PCT 252	529	19	388	228	22	1	33
0053 PCT 453	58	2	58	32	3	1	6
0054 PCT 154	117	12	131	70	4	0	13
0055 PCT 255	492	12	209	221	18	1	28
0056 PCT 356	1027	35	441	536	35	0	53
0058 PCT 458	533	25	377	225	31	0	35
0059 PCT 359	922	27	325	450	31	0	62
0060 PCT 360	81	10	74	39	5	1	8

NUMBERED KEY CANVASS CON

Webb County, Texas  
Joint General and Special Elec  
November 6, 2018

OFFICIAL CANVASS RESULTS

RUN DATE:11/14/18 07:18 AM

REPORT-EL52 PAGE 0059

WITH 62 OF 62 PRECINCTS REPORTING

Mayor, City of Laredo

VOTES PERCENT

VOTES PERCENT

Vote for 1

01 = Pete Saenz

21,704 47.63

02 = Avelino Juarez

983 2.16

03 = Roque Vela, Jr.

12,768 28.02

04 = Charlie San Miguel

9,292 20.39

05 = Randall Walden

825 1.81

06 = OVER VOTES

52

07 = UNDER VOTES

1,713

(CONTINUED FROM PREVIOUS PAGE)

	01	02	03	04	05	06	07
0061 PCT 361	260	14	156	105	13	1	20
0062 PCT 362	63	8	52	26	2	0	7
0063 PCT 363	128	14	124	51	3	2	9
0064 PCT 164	163	14	107	71	5	0	18
0065 PCT 465	125	8	102	64	4	0	8
0066 PCT 266	212	13	185	86	8	3	31
0067 PCT 267	273	18	205	118	11	0	25
0068 PCT 268	31	1	42	17	0	0	2
0069 PCT 169	139	11	116	71	2	1	19

WITH 62 OF 62 PRECINCTS REPORTING

Municipal Court Judge, City of Laredo

VOTES PERCENT

VOTES PERCENT

Vote for 1

01 = Jesus "Chuy" Dominguez	20,174	45.44
02 = Nathan Chu	11,624	26.18
03 = Rodolfo "Rudy" Morales, III	12,597	28.37

04 = OVER VOTES	31
05 = UNDER VOTES	2,911

	01	02	03	04	05
0001 PCT 401	193	70	220	2	40
0002 PCT 402	219	90	189	0	18
0003 PCT 403	151	69	156	1	16
0004 PCT 404	201	117	215	2	21
0005 PCT 405	220	108	178	0	28
0006 PCT 406	114	58	130	1	14
0007 PCT 407	68	40	26	0	14
0008 PCT 308	177	96	119	0	35
0009 PCT 309	568	333	412	0	84
0010 PCT 310	75	46	57	0	11
0011 PCT 311	285	134	182	0	41
0012 PCT 312	187	77	127	0	20
0013 PCT 413	308	164	220	0	44
0014 PCT 414	131	53	94	0	21
0015 PCT 215	236	136	157	1	37
0016 PCT 416	140	62	102	1	23
0017 PCT 417	105	54	47	0	13
0018 PCT 218	339	197	211	0	55
0019 PCT 219	276	148	178	0	46
0020 PCT 220	202	111	138	0	20
0021 PCT 221	252	127	146	0	39
0022 PCT 122	119	60	61	1	22
0023 PCT 423	164	80	115	0	19
0024 PCT 124	330	145	226	2	54
0025 PCT 125	160	92	95	0	19
0026 PCT 226	166	107	117	0	24
0027 PCT 227	565	495	437	0	52
0028 PCT 128	110	54	53	0	16
0029 PCT 129	458	267	233	0	100
0030 PCT 130	755	390	405	4	138
0031 PCT 231	668	444	430	0	70
0032 PCT 132	623	338	303	1	72
0033 PCT 133	636	361	301	2	82
0039 PCT 239	947	548	567	1	111
0040 PCT 340	525	259	282	0	74
0041 PCT 341	393	168	198	0	58
0042 PCT 342	406	245	270	0	67
0043 PCT 343	556	332	356	0	84
0044 PCT 344	1288	637	613	1	184
0045 PCT 345	420	272	283	0	54
0046 PCT 446	572	373	368	0	67
0047 PCT 447	468	296	259	0	79
0048 PCT 448	12	11	7	0	1
0049 PCT 349	503	314	305	1	91
0051 PCT 351	101	33	52	0	12
0052 PCT 252	522	333	304	0	61
0053 PCT 453	69	34	47	1	9
0054 PCT 154	154	86	81	2	24
0055 PCT 255	387	280	245	1	68
0056 PCT 356	868	591	520	1	147
0058 PCT 458	512	336	304	1	73
0059 PCT 359	757	451	485	1	123
0060 PCT 360	100	48	56	0	14
0061 PCT 361	231	158	145	0	35



WITH 62 OF 62 PRECINCTS REPORTING

Municipal Court Judge, City of Laredo

VOTES PERCENT

VOTES PERCENT

Vote for 1

01 = Jesus "Chuy" Dominguez	20,174	45.44
02 = Nathan Chu	11,624	26.18
03 = Rodolfo "Rudy" Morales, III	12,597	28.37

04 = OVER VOTES	31
05 = UNDER VOTES	2,911

(CONTINUED FROM PREVIOUS PAGE)

	01	02	03	04	05
0062 PCT 362	60	30	60	0	8
0063 PCT 363	140	74	103	2	12
0064 PCT 164	157	89	104	0	28
0065 PCT 465	143	56	94	0	18
0066 PCT 266	219	142	132	0	45
0067 PCT 267	282	164	170	0	34
0068 PCT 268	33	35	23	0	2
0069 PCT 169	148	106	84	1	20

WITH 6 OF 6 PRECINCTS REPORTING

Councilman, District 1, City of Laredo

VOTES PERCENT

VOTES PERCENT

Vote for 1

- 01 = Rudy Gonzalez, Jr.
- 02 = Roger Benavides
- 03 = Luis A. Cisneros

2,766 59.05  
1,392 29.72  
526 11.23

- 04 = OVER VOTES
- 05 = UNDER VOTES

2  
327

	01	02	03	04	05
0031 PCT 231	980	385	167	0	80
0033 PCT 133	692	415	166	0	109
0052 PCT 252	659	357	119	0	85
0054 PCT 154	188	94	39	1	25
0068 PCT 268	49	29	9	0	6
0069 PCT 169	198	112	26	1	22

WITH 6 OF 6 PRECINCTS REPORTING

Councilman, District 2, City of Laredo

VOTES PERCENT

VOTES PERCENT

Vote for 1

01 = Vidal Rodriguez

2,472 47.21

02 = Gabriel Lopez

972 18.56

03 = Jose R. Perez, III

1,792 34.22

04 = OVER VOTES

8

05 = UNDER VOTES

337

-----  
01 02 03 04 05  
-----

0025 PCT 125	154	87	105	0	20
0027 PCT 227	663	375	437	0	74
0029 PCT 129	414	95	491	2	56
0030 PCT 130	886	181	532	6	87
0064 PCT 164	137	100	102	0	39
0066 PCT 266	218	134	125	0	61

NUMBERED KEY CANVASS CON

RUN DATE:11/14/18 07:18 AM

Webb County, Texas  
Joint General and Special Elec  
November 6, 2018

OFFICIAL CANVASS RESULTS

REPORT-EL52 PAGE 0064

WITH 8 OF 8 PRECINCTS REPORTING

Councilman, District 3, City of Laredo

VOTES PERCENT

VOTES PERCENT

Vote for 1

- 01 = Christina "Crissy" Perez
- 02 = A. "Tacho" Barrera
- 03 = Juanita "Janie" Ramon
- 04 = Abey Lugo

1,262 31.13  
126 3.11  
340 8.39  
786 19.39

- 05 = Mercurio "Merc" Martinez, III
- 06 = Manuel "Manny" Osorio
- 07 = OVER VOTES
- 08 = UNDER VOTES

1,288 31.77  
252 6.22  
18  
246

	01	02	03	04	05	06	07	08
0015 PCT 215	171	17	46	61	213	28	2	29
0017 PCT 417	70	7	24	17	80	11	0	10
0021 PCT 221	139	10	38	52	278	31	0	16
0022 PCT 122	58	5	41	15	121	5	5	13
0023 PCT 423	113	11	34	84	102	15	2	17
0024 PCT 124	195	21	50	120	248	58	3	62
0028 PCT 128	65	10	20	49	41	24	0	24
0032 PCT 132	451	45	87	388	205	80	6	75

Councilman, District 6. City of Laredo  
 Vote for 1

VOTES PERCENT

WITH 6 OF 6 PRECINCTS REPORTING

VOTES PERCENT

	VOTES	PERCENT		VOTES	PERCENT
01 = Francisco "Frank" Castillo	476	4.89			
02 = Rafael Duenas	1,036	10.65	08 = George Rodriguez	674	6.93
03 = Terri Guzman McGraw	307	3.15	09 = Fernando "Nando" Alarcon	698	7.17
04 = Juan Alejandro	68	.70	10 = Javier "Cuate" Mendoza	537	5.52
05 = Juan "Junior" Ramirez	560	5.75	11 = L. Vish Viswanath	2,252	23.14
06 = Marte Martinez	1,809	18.59	12 = OVER VOTES	14	
07 = Rick Laurel	1,315	13.51	13 = UNDER VOTES	492	

	01	02	03	04	05	06	07	08	09	10	11	12	13
0043 PCT 343	71	122	30	8	59	243	162	86	110	59	318	1	59
0044 PCT 344	92	361	75	19	115	508	397	216	139	118	562	6	115
0045 PCT 345	61	92	30	8	54	187	101	58	70	43	283	1	41
0049 PCT 349	59	106	47	8	78	221	149	70	73	70	253	3	77
0056 PCT 356	88	146	62	10	147	382	241	150	156	151	492	1	101
0059 PCT 359	105	209	63	15	107	268	265	94	150	96	344	2	99

NUMBERED KEY CANVASS CON

RUN DATE:11/14/18 07:18 AM

Webb County, Texas  
Joint General and Special Elec  
November 6, 2018

OFFICIAL CANVASS RESULTS

REPORT-EL52 PAGE 0066

WITH 62 OF 62 PRECINCTS REPORTING

PROPOSITION A, City of Laredo

Vote for 1

01 = FOR  
02 = AGAINST

VOTES PERCENT

23,122 53.42  
20,165 46.58

03 = OVER VOTES  
04 = UNDER VOTES

VOTES PERCENT

15  
4,035

-----  
01 02 03 04  
-----

0001 PCT 401	246	204	2	73
0002 PCT 402	256	202	0	58
0003 PCT 403	174	169	0	50
0004 PCT 404	263	239	1	53
0005 PCT 405	239	223	0	72
0006 PCT 406	159	119	0	39
0007 PCT 407	83	46	0	19
0008 PCT 308	186	209	0	32
0009 PCT 309	693	610	0	94
0010 PCT 310	100	77	0	12
0011 PCT 311	309	262	0	71
0012 PCT 312	204	164	0	43
0013 PCT 413	370	285	0	81
0014 PCT 414	175	88	0	36
0015 PCT 215	303	219	0	45
0016 PCT 416	159	130	0	39
0017 PCT 417	117	88	0	14
0018 PCT 218	388	345	0	69
0019 PCT 219	313	279	0	56
0020 PCT 220	226	193	0	52
0021 PCT 221	257	275	0	32
0022 PCT 122	136	101	0	26
0023 PCT 423	181	156	0	41
0024 PCT 124	382	278	1	96
0025 PCT 125	152	169	0	45
0026 PCT 226	214	174	0	26
0027 PCT 227	780	658	0	111
0028 PCT 128	91	93	0	49
0029 PCT 129	523	322	1	212
0030 PCT 130	828	555	1	308
0031 PCT 231	811	660	0	141
0032 PCT 132	655	531	1	150
0033 PCT 133	702	504	0	176
0039 PCT 239	1051	989	0	134
0040 PCT 340	476	596	0	68
0041 PCT 341	359	417	0	41
0042 PCT 342	489	430	0	69
0043 PCT 343	595	656	0	77
0044 PCT 344	1303	1287	4	129
0045 PCT 345	497	492	1	39
0046 PCT 446	679	595	0	106
0047 PCT 447	555	483	0	64
0048 PCT 448	12	17	0	2
0049 PCT 349	605	556	1	52
0051 PCT 351	95	83	0	20
0052 PCT 252	587	505	0	128
0053 PCT 453	74	66	0	20
0054 PCT 154	194	115	0	38
0055 PCT 255	501	444	0	36
0056 PCT 356	1063	960	1	103
0058 PCT 458	626	525	1	74
0059 PCT 359	876	839	0	102
0060 PCT 360	104	96	0	18
0061 PCT 361	271	257	0	41
0062 PCT 362	79	63	0	16

NUMBERED KEY CANVASS CON

RUN DATE:11/14/18 07:18 AM

Webb County, Texas  
Joint General and Special Elec  
November 6, 2018

OFFICIAL CANVASS RESULTS

REPORT-EL52 PAGE 0067

PROPOSITION A, City of Laredo

Vote for 1

01 = FOR

02 = AGAINST

VOTES PERCENT

23,122 53.42  
20,165 46.58

WITH 62 OF 62 PRECINCTS REPORTING

VOTES PERCENT

03 = OVER VOTES  
04 = UNDER VOTES

15  
4,035

(CONTINUED FROM PREVIOUS PAGE)

	01	02	03	04
0063 PCT 363	169	135	0	27
0064 PCT 164	186	149	0	43
0065 PCT 465	163	113	0	35
0066 PCT 266	272	202	0	64
0067 PCT 267	334	285	0	31
0068 PCT 268	54	35	0	4
0069 PCT 169	178	148	0	33

WITH 62 OF 62 PRECINCTS REPORTING

PROPOSITION B, City of Laredo

Vote for 1

- 01 = FOR
- 02 = AGAINST

VOTES PERCENT  
 18,392 42.82  
 24,561 57.18

- 03 = OVER VOTES
- 04 = UNDER VOTES

VOTES PERCENT  
 15  
 4,369

-----  
 01 02 03 04  
 -----

0001 PCT 401	208	227	1	89
0002 PCT 402	214	241	0	61
0003 PCT 403	134	205	0	54
0004 PCT 404	212	277	0	67
0005 PCT 405	191	272	0	71
0006 PCT 406	107	158	0	52
0007 PCT 407	61	66	0	21
0008 PCT 308	148	244	0	35
0009 PCT 309	574	720	2	101
0010 PCT 310	78	97	0	14
0011 PCT 311	230	335	0	77
0012 PCT 312	161	195	0	55
0013 PCT 413	282	363	0	91
0014 PCT 414	130	131	0	38
0015 PCT 215	237	271	0	59
0016 PCT 416	132	166	0	30
0017 PCT 417	88	115	0	16
0018 PCT 218	319	409	0	74
0019 PCT 219	260	326	0	62
0020 PCT 220	190	219	0	62
0021 PCT 221	260	270	0	34
0022 PCT 122	109	124	0	30
0023 PCT 423	138	189	0	51
0024 PCT 124	307	336	1	113
0025 PCT 125	133	188	0	45
0026 PCT 226	149	237	0	28
0027 PCT 227	559	870	1	119
0028 PCT 128	81	97	0	55
0029 PCT 129	430	408	0	220
0030 PCT 130	623	722	1	346
0031 PCT 231	641	827	1	143
0032 PCT 132	492	669	0	176
0033 PCT 133	525	673	1	183
0039 PCT 239	880	1154	0	140
0040 PCT 340	432	632	0	76
0041 PCT 341	347	429	0	41
0042 PCT 342	384	518	1	85
0043 PCT 343	465	779	0	84
0044 PCT 344	1163	1419	1	140
0045 PCT 345	408	579	0	42
0046 PCT 446	515	760	0	105
0047 PCT 447	408	631	0	63
0048 PCT 448	10	19	0	2
0049 PCT 349	440	717	1	56
0051 PCT 351	83	98	0	17
0052 PCT 252	482	606	0	132
0053 PCT 453	50	91	1	18
0054 PCT 154	154	153	0	40
0055 PCT 255	390	554	0	37
0056 PCT 356	871	1160	1	95
0058 PCT 458	434	715	1	76
0059 PCT 359	689	1025	0	103
0060 PCT 360	93	103	0	22
0061 PCT 361	222	305	0	42
0062 PCT 362	54	84	0	20



WITH 62 OF 62 PRECINCTS REPORTING

PROPOSITION B, City of Laredo

Vote for 1

01 = FOR

02 = AGAINST

VOTES PERCENT

18,392 42.82  
24,561 57.18

03 = OVER VOTES  
04 = UNDER VOTES

VOTES PERCENT

15  
4,369

(CONTINUED FROM PREVIOUS PAGE)

	01	02	03	04
0063 PCT 363	130	170	1	30
0064 PCT 164	155	177	0	46
0065 PCT 465	130	143	0	38
0066 PCT 266	177	288	0	73
0067 PCT 267	247	368	0	35
0068 PCT 268	39	50	0	4
0069 PCT 169	137	187	0	35

WITH 62 OF 62 PRECINCTS REPORTING

Trustee, Place 4, Laredo College Dist

Vote for 1

- 01 = Justin Allen H.
- 02 = Jorge "JD" Delgado
- 03 = Bobbie J. Ceballos

VOTES	PERCENT	
12,636	31.50	04 = Feliciano Garcia
15,048	37.52	05 = OVER VOTES
7,403	18.46	06 = UNDER VOTES

VOTES	PERCENT
5,023	12.52
23	
7,204	

01	02	03	04	05	06
----	----	----	----	----	----

0001 PCT 401	99	162	74	77	1	112
0002 PCT 402	135	172	79	61	0	69
0003 PCT 403	79	124	72	48	1	69
0004 PCT 404	134	197	90	62	1	72
0005 PCT 405	131	159	82	68	1	93
0006 PCT 406	66	114	46	39	0	52
0007 PCT 407	45	41	17	20	0	25
0008 PCT 308	107	122	82	35	1	80
0009 PCT 309	365	471	229	146	1	185
0010 PCT 310	39	63	39	22	0	26
0011 PCT 311	157	199	106	81	0	99
0012 PCT 312	106	142	57	47	0	59
0013 PCT 413	182	252	92	93	1	116
0014 PCT 414	81	90	46	32	0	50
0015 PCT 215	157	156	113	69	0	72
0016 PCT 416	68	110	52	39	0	59
0017 PCT 417	59	72	33	25	0	30
0018 PCT 218	230	213	146	92	0	121
0019 PCT 219	184	194	116	56	0	98
0020 PCT 220	123	138	86	51	0	73
0021 PCT 221	148	141	135	62	0	78
0022 PCT 122	84	59	48	25	1	46
0023 PCT 423	92	100	63	58	0	65
0024 PCT 124	186	206	138	92	3	132
0025 PCT 125	107	103	54	50	0	52
0026 PCT 226	135	125	69	40	0	45
0027 PCT 227	481	462	264	189	0	153
0028 PCT 128	55	64	27	28	0	59
0029 PCT 129	175	296	139	154	1	293
0030 PCT 130	343	484	227	208	1	429
0031 PCT 231	498	489	244	195	0	186
0032 PCT 132	400	367	206	163	0	201
0033 PCT 133	333	432	211	160	0	246
0039 PCT 239	577	757	333	213	0	294
0040 PCT 340	301	310	257	73	0	199
0041 PCT 341	229	235	165	51	0	137
0042 PCT 342	256	335	169	94	0	134
0043 PCT 343	367	464	201	115	0	181
0044 PCT 344	781	861	410	235	1	435
0045 PCT 345	272	347	178	110	0	122
0046 PCT 446	347	498	178	156	0	201
0047 PCT 447	307	393	142	109	1	150
0048 PCT 448	6	14	4	2	0	5
0049 PCT 349	360	397	166	104	1	186
0051 PCT 351	54	71	22	25	0	26
0052 PCT 252	374	350	183	128	0	185
0053 PCT 453	39	46	30	21	2	22
0054 PCT 154	79	118	59	43	0	48
0055 PCT 255	289	333	156	65	0	138
0056 PCT 356	623	735	312	202	0	255
0058 PCT 458	350	412	175	130	1	158
0059 PCT 359	463	656	258	164	1	275
0060 PCT 360	60	68	33	27	0	30
0061 PCT 361	154	184	90	61	0	80

NUMBERED KEY CANVASS CON

Webb County, Texas  
Joint General and Special Elec  
November 6, 2018

OFFICIAL CANVASS RESULTS

RUN DATE:11/14/18 07:18 AM

REPORT-EL52 PAGE 0071

WITH 62 OF 62 PRECINCTS REPORTING

Trustee, Place 4, Laredo College Dist

Vote for 1

01 = Justin Allen H.  
02 = Jorge "JD" Delgado  
03 = Bobbie J. Ceballos

VOTES PERCENT

VOTES PERCENT

12,636 31.50 04 = Feliciano Garcia  
15,048 37.52 05 = OVER VOTES  
7,403 18.46 06 = UNDER VOTES

5,023 12.52  
23  
7,204

(CONTINUED FROM PREVIOUS PAGE)

	01	02	03	04	05	06
0062 PCT 362	39	63	18	17	0	21
0063 PCT 363	92	108	55	31	2	43
0064 PCT 164	97	119	60	41	0	61
0065 PCT 465	65	124	43	34	1	44
0066 PCT 266	147	163	74	55	0	99
0067 PCT 267	201	225	95	69	0	60
0068 PCT 268	40	24	7	15	0	7
0069 PCT 169	83	119	48	46	0	63

WITH 62 OF 62 PRECINCTS REPORTING

Trustee, Place 5, Laredo College Dist

Vote for 1

- 01 = Marcos Escamilla
- 02 = Lupita Zepeda
- 03 = Frank Sciaraffa

VOTES PERCENT

VOTES PERCENT

8,787 21.34  
20,769 50.44  
11,623 28.23

04 = OVER VOTES  
05 = UNDER VOTES

18  
6,140

	01	02	03	04	05
0001 PCT 401	97	238	111	0	79
0002 PCT 402	105	235	120	0	56
0003 PCT 403	68	168	101	1	55
0004 PCT 404	119	230	137	1	69
0005 PCT 405	94	227	129	1	83
0006 PCT 406	61	143	65	0	48
0007 PCT 407	23	58	40	0	27
0008 PCT 308	75	192	81	1	78
0009 PCT 309	262	706	274	0	155
0010 PCT 310	30	88	50	0	21
0011 PCT 311	107	331	121	0	83
0012 PCT 312	58	184	112	1	56
0013 PCT 413	110	296	201	0	129
0014 PCT 414	59	136	62	1	41
0015 PCT 215	109	259	134	0	65
0016 PCT 416	55	158	67	0	48
0017 PCT 417	43	109	44	0	23
0018 PCT 218	126	393	175	0	108
0019 PCT 219	109	324	135	0	80
0020 PCT 220	80	224	122	0	45
0021 PCT 221	90	315	80	0	79
0022 PCT 122	44	124	40	2	53
0023 PCT 423	87	164	94	0	33
0024 PCT 124	168	282	219	2	86
0025 PCT 125	51	164	111	0	40
0026 PCT 226	77	165	116	0	56
0027 PCT 227	303	680	427	0	139
0028 PCT 128	42	87	69	0	35
0029 PCT 129	252	299	346	0	161
0030 PCT 130	359	536	553	1	243
0031 PCT 231	331	673	420	0	188
0032 PCT 132	270	487	421	0	159
0033 PCT 133	255	474	476	0	177
0039 PCT 239	414	1014	480	0	266
0040 PCT 340	191	601	178	0	170
0041 PCT 341	134	428	136	0	119
0042 PCT 342	186	463	206	0	133
0043 PCT 343	221	661	268	0	178
0044 PCT 344	485	1299	541	0	398
0045 PCT 345	167	494	262	0	106
0046 PCT 446	259	623	330	0	168
0047 PCT 447	214	476	263	0	149
0048 PCT 448	8	12	8	0	3
0049 PCT 349	208	508	307	1	190
0051 PCT 351	40	82	56	0	20
0052 PCT 252	249	457	372	0	142
0053 PCT 453	26	78	39	1	16
0054 PCT 154	63	127	110	0	47
0055 PCT 255	194	435	229	1	122
0056 PCT 356	366	960	509	0	292
0058 PCT 458	240	537	316	1	132
0059 PCT 359	350	789	408	1	269
0060 PCT 360	36	102	51	0	29
0061 PCT 361	83	301	112	0	73

WITH 62 OF 62 PRECINCTS REPORTING

Trustee, Place 5, Laredo College Dist

Vote for 1

- 01 = Marcos Escamilla
- 02 = Lupita Zepeda
- 03 = Frank Sciaraffa

VOTES	PERCENT
8,787	21.34
20,769	50.44
11,623	28.23

04 = OVER VOTES  
 05 = UNDER VOTES

VOTES	PERCENT
18	
6,140	

(CONTINUED FROM PREVIOUS PAGE)

	01	02	03	04	05
0062 PCT 362	25	72	41	0	20
0063 PCT 363	49	144	103	2	33
0064 PCT 164	46	176	115	0	41
0065 PCT 465	65	138	63	0	45
0066 PCT 266	93	219	151	0	75
0067 PCT 267	150	278	159	0	63
0068 PCT 268	18	34	36	0	5
0069 PCT 169	88	112	121	0	38

WITH 62 OF 62 PRECINCTS REPORTING

Trustee, Place 6, Laredo College Dist

Vote for 1

- 01 = Esteban RangeI
- 02 = Annette Bonugli
- 03 = Horacio "Lacho" Lopez IV

VOTES PERCENT

15,571 37.55

13,554 32.69

12,339 29.76

04 = OVER VOTES

05 = UNDER VOTES

VOTES PERCENT

18

5,855

	01	02	03	04	05
0001 PCT 401	133	108	185	0	99
0002 PCT 402	143	145	159	0	69
0003 PCT 403	110	91	139	1	52
0004 PCT 404	166	132	192	1	65
0005 PCT 405	165	120	173	1	75
0006 PCT 406	85	76	111	0	45
0007 PCT 407	49	40	33	0	26
0008 PCT 308	110	137	107	1	72
0009 PCT 309	387	469	380	0	161
0010 PCT 310	53	57	56	0	23
0011 PCT 311	207	184	168	0	83
0012 PCT 312	123	125	106	0	57
0013 PCT 413	231	173	206	0	126
0014 PCT 414	113	67	79	0	40
0015 PCT 215	173	156	174	0	64
0016 PCT 416	84	94	100	0	50
0017 PCT 417	71	60	65	0	23
0018 PCT 218	226	245	233	0	98
0019 PCT 219	172	219	177	0	80
0020 PCT 220	152	141	133	0	45
0021 PCT 221	124	188	176	0	76
0022 PCT 122	73	75	60	2	53
0023 PCT 423	123	88	127	0	40
0024 PCT 124	245	184	242	2	84
0025 PCT 125	159	81	81	0	45
0026 PCT 226	145	117	101	0	51
0027 PCT 227	554	481	388	0	126
0028 PCT 128	94	59	42	0	38
0029 PCT 129	494	231	219	1	113
0030 PCT 130	843	301	376	0	172
0031 PCT 231	651	419	380	1	161
0032 PCT 132	609	286	298	1	143
0033 PCT 133	613	290	312	1	166
0039 PCT 239	641	681	585	0	267
0040 PCT 340	279	390	303	0	168
0041 PCT 341	192	278	220	0	127
0042 PCT 342	292	329	238	0	129
0043 PCT 343	357	444	366	0	161
0044 PCT 344	713	898	721	0	391
0045 PCT 345	308	321	294	0	106
0046 PCT 446	434	419	359	0	168
0047 PCT 447	327	355	281	0	139
0048 PCT 448	12	12	3	0	4
0049 PCT 349	351	422	253	1	187
0051 PCT 351	78	49	54	0	17
0052 PCT 252	526	298	275	1	120
0053 PCT 453	51	50	43	0	16
0054 PCT 154	158	81	68	0	40
0055 PCT 255	286	338	242	1	114
0056 PCT 356	622	692	540	0	273
0058 PCT 458	403	373	311	0	139
0059 PCT 359	536	497	512	1	271
0060 PCT 360	71	63	55	0	29
0061 PCT 361	169	192	140	0	68

WITH 62 OF 62 PRECINCTS REPORTING

Trustee, Place 6, Laredo College Dist

VOTES PERCENT

VOTES PERCENT

Vote for 1

01 = Esteban Rangel	15,571	37.55
02 = Annette Bonugli	13,554	32.69
03 = Horacio "Lacho" Lopez IV	12,339	29.76

04 = OVER VOTES	18
05 = UNDER VOTES	5,855

(CONTINUED FROM PREVIOUS PAGE)

	01	02	03	04	05
0062 PCT 362	55	41	42	0	20
0063 PCT 363	111	92	97	1	30
0064 PCT 164	132	86	113	0	47
0065 PCT 465	93	79	95	0	44
0066 PCT 266	198	148	124	0	68
0067 PCT 267	278	178	140	0	54
0068 PCT 268	40	33	17	0	3
0069 PCT 169	178	76	70	1	34

WITH 6 OF 6 PRECINCTS REPORTING

Trustee, District 3, United ISD

Vote for 1

- 01 = Roberto "Bobby" Villarreal
- 02 = Aliza Flores Oliveros
- 03 = Mauricio Murillo

VOTES PERCENT

VOTES PERCENT

1,713 37.24  
 2,284 49.65  
 603 13.11

04 = OVER VOTES  
 05 = UNDER VOTES

1  
 621

	01	02	03	04	05
0009 PCT 309	429	654	150	0	164
0027 PCT 227	54	45	9	0	12
0038 PCT 338	41	26	3	0	21
0039 PCT 239	676	939	270	0	259
0055 PCT 255	308	440	116	1	116
0067 PCT 267	205	180	55	0	49



WITH 6 OF 6 PRECINCTS REPORTING

Trustee, District 6, United ISD

Vote for 1

01 = Juan Roberto Ramirez

02 = Tony Winterroth

VOTES PERCENT

VOTES PERCENT

2,464 69.41

1,086 30.59

03 = OVER VOTES

04 = UNDER VOTES

0

495

-----  
01 02 03 04  
-----

0007 PCT 407	75	49	0	24
0046 PCT 446	862	348	0	170
0047 PCT 447	647	316	0	144
0048 PCT 448	82	55	0	15
0057 PCT 457	12	16	0	4
0058 PCT 458	786	302	0	138

---

WITH 5 OF 5 PRECINCTS REPORTING

Trustee, District 2, Laredo ISD

VOTES PERCENT

VOTES PERCENT

Vote for 1

01 = Claudia V. Balli

756 45.49

02 = Rachel Ibarra

617 37.12

03 = Jesus Martinez

289 17.39

04 = OVER VOTES

6

05 = UNDER VOTES

183

	01	02	03	04	05
0001 PCT 401	209	182	74	4	56
0002 PCT 402	247	162	62	0	45
0003 PCT 403	134	98	56	1	32
0016 PCT 416	41	35	21	1	13
0023 PCT 423	125	140	76	0	37

WITH 3 OF 3 PRECINCTS REPORTING

Trustee, District 7, Laredo ISD

Vote for 1

01 = Ernesto "Neto" Guajardo

02 = Agapito Perez

03 = Jesus Justo Guerra

VOTES PERCENT

VOTES PERCENT

185 7.83

901 38.11

228 9.64

04 = Monica Garcia

05 = OVER VOTES

06 = UNDER VOTES

1,050 44.42

2

174

-----  
01 02 03 04 05 06  
-----

0028 PCT 128

0029 PCT 129

0030 PCT 130

3 7 4 11 0 1

37 366 46 323 1 49

145 528 178 716 1 124

WITH 2 OF 2 PRECINCTS REPORTING

Trustee, Position 3, Webb CISD

VOTES PERCENT

VOTES PERCENT

Vote for 1

01 = Nora Cremar

268 45.19

03 = OVER VOTES

0

02 = Julia Cantu

325 54.81

04 = UNDER VOTES

20

-----  
01 02 03 04

0036 PCT 136

68 157 0 11

0037 PCT 237

200 168 0 9

NUMBERED KEY CANVASS CON

Webb County, Texas  
Joint General and Special Elec  
November 6, 2018

OFFICIAL CANVASS RESULTS

RUN DATE:11/14/18 07:18 AM

REPORT-EL52 PAGE 0081

WITH 2 OF 2 PRECINCTS REPORTING

Trustee, Position 4, Webb CISD

VOTES PERCENT

VOTES PERCENT

Vote for 1

01 = Rebecca (Becky) Gutierrez

290 48.99

03 = OVER VOTES

0

02 = Melissa Lowe Pena

302 51.01

04 = UNDER VOTES

21

-----			
01	02	03	04
-----			

0036 PCT 136

146 78 0 12

0037 PCT 237

144 224 0 9

NUMBERED KEY CANVASS CON

Webb County, Texas  
Joint General and Special Elec  
November 6, 2018

OFFICIAL CANVASS RESULTS

RUN DATE:11/14/18 07:18 AM

REPORT-EL52 PAGE 0082

WITH 2 OF 2 PRECINCTS REPORTING

Trustee, Position 5, Webb CISD

VOTES PERCENT

VOTES PERCENT

Vote for 1

01 = Robert Marshall

327 54.87

03 = OVER VOTES

0

02 = Manuel Medrano "Chista"

269 45.13

04 = UNDER VOTES

17

-----  
01 02 03 04

0036 PCT 136

162 67 0 7

0037 PCT 237

165 202 0 10

NUMBERED KEY CANVASS CON

Webb County, Texas  
Joint General and Special Elec  
November 6, 2018

OFFICIAL CANVASS RESULTS

RUN DATE:11/14/18 07:18 AM

REPORT-EL52 PAGE 0083

WITH 1 OF 1 PRECINCTS REPORTING

Mayor, City of Rio Bravo

VOTES PERCENT

VOTES PERCENT

Vote for 1

01 = Gilbert Aguilar Jr.

222 25.49

02 = Karla Celestino

88 10.10

05 = Daisy Lee Valdez

208 23.88

03 = Camilla Sosa

171 19.63

06 = OVER VOTES

7

04 = Juan Carlos Garcia

182 20.90

07 = UNDER VOTES

16

-----  
01 02 03 04 05 06 07  
-----

0034 PCT 134

222 88 171 182 208 7 16

NUMBERED KEY CANVASS CON

Webb County, Texas  
Joint General and Special Elec  
November 6, 2018

OFFICIAL CANVASS RESULTS

RUN DATE:11/14/18 07:18 AM

REPORT-EL52 PAGE 0084

WITH 1 OF 1 PRECINCTS REPORTING

City Commissioner, City of Rio Bravo

VOTES PERCENT

VOTES PERCENT

Vote for 2

01 = Wendy Abigail Palacios

263 22.75

02 = Deborah (Debby) Serrano

77 6.66

05 = Julio Cesar Cavazos

241 20.85

03 = Amanda Perez Agüero

367 31.75

06 = OVER VOTES

0

04 = Fernando González

208 17.99

07 = UNDER VOTES

632

-----							
01	02	03	04	05	06	07	
-----							
263	77	367	208	241	0	632	

0034 PCT 134



NUMBERED KEY CANVASS CON

Webb County, Texas  
Joint General and Special Elec  
November 6, 2018

OFFICIAL CANVASS RESULTS

RUN DATE:11/14/18 07:18 AM

REPORT-EL52 PAGE 0085

WITH 1 OF 1 PRECINCTS REPORTING

Mayor, City of El Cenizo  
Vote for 1

VOTES PERCENT

VOTES PERCENT

01 = Humberto Duarte Jr.  
02 = Juany Valdez  
03 = Elsa Degollado

110 17.43  
229 36.29  
254 40.25

04 = Priscilla Jo Hernandez  
05 = OVER VOTES  
06 = UNDER VOTES

38 6.02  
5  
13

-----						
01	02	03	04	05	06	
-----						
110	229	254	38	5	13	

0035 PCT 135

NUMBERED KEY CANVASS CON

RUN DATE:11/14/18 07:18 AM

Webb County, Texas  
Joint General and Special Elec  
November 6, 2018

OFFICIAL CANVASS RESULTS

REPORT-EL52 PAGE 0086

WITH 1 OF 1 PRECINCTS REPORTING

City Commissioner, City of El Cenizo  
Vote for 2

01 = Magda Gonzales  
02 = Rafael Rodriguez  
03 = Maximiliano Zapata  
04 = Salvador Hernandez

VOTES PERCENT  
237 26.69  
60 6.76  
287 32.32  
277 31.19

05 = WRITE-IN  
06 = OVER VOTES  
07 = UNDER VOTES

VOTES PERCENT  
27 3.04  
6  
404

01	02	03	04	05	06	07
237	60	287	277	27	6	404

0035 PCT 135