

Item #3 Backup.



Webb County Tax Office
Rosie Cuellar Tax Assessor-Collector
1110 Victoria St., Ste. 107
Laredo, Texas 78040
Ph: 956-523-4200
Fax: 956-523-5050

Memorandum

TO: Webb County Commissioner's Court

FROM: Rosie Cuellar
Tax Assessor-Collector

RE: Certified Collection Reports

DATE: September 09, 2019

The Following is the year-to-date collections for Webb County as of August 31, 2019

Year	Collections	Percentage of Collection
2018	\$85,955,911.81	98.38 %
2017	\$78,954,755.79	97.97 %
2016	\$71,453,026.64	98.07 %


ENTITY	CURRENT BASE TAX	CURRENT PENALTY	CURRENT INTEREST	DELINQUENT BASE TAX	DELINQUENT PENALTY	DELINQUENT INTEREST	ESCROW/ OVER AMT	TOTAL
C2	1664.03	190.98	111.25	257.31	30.12	179.27	.00	2432.96
C3	1359.73	147.04	85.59	557.46	66.93	105.88	.00	2322.63
GWB	223670.25	24758.39	14069.22	48951.36	5414.43	18803.70	.00	335667.35
LRP	717.71	79.44	44.14	178.03	21.32	56.00	.00	1096.64
S1	143406.04	15663.54	8878.95	21616.99	2318.50	7437.81	.00	199321.83
S2	.00	.00	.00	149.88	16.47	181.82	.00	348.17
S4	345.44	35.81	20.80	376.79	29.77	108.47	.00	917.08
ESC	.00	.00	.00	.00	.00	.00	56491.01	56491.01
OVR	.00	.00	.00	.00	.00	.00	1122.81	1122.81
DUP	.00	.00	.00	.00	.00	.00	241.36	241.36
ARB	.00	.00	.00	.00	.00	.00	864.02	864.02
TOTL	371163.20	40875.20	23209.95	72087.82	7897.54	26872.95	58719.20	600825.86

TOTAL CURRENT 435248.35
TOTAL DELINQUENT 106858.31
ATTORNEY'S FEES 72451.22
FEES 630.00
TOTAL ESCROW 58719.20
TOTAL DEPOSIT 673907.08

State of Texas:

County of Webb:

I, Rosie Cuellar, Tax Assessor-Collector for the Webb County Tax Office, do hereby certify this report to be true and correct.



ROSIE CUELLAR, TAX ASSESSOR-COLLECTOR

09/06/2019


ENTITY	CURRENT BASE TAX	CURRENT PENALTY	CURRENT INTEREST	DELINQUENT BASE TAX	DELINQUENT PENALTY	DELINQUENT INTEREST	ESCROW/ OVER AMT	TOTAL
C2	323352.60	8301.51	2689.47	26984.33	2902.38	4266.81	.00	368497.10
C3	149353.67	3916.51	1300.84	23582.48	2719.09	5665.58	.00	186538.17
GWB	85900054.30	370865.94	127415.70	1391908.89	131758.75	264759.94	.00	88186763.52
LRP	109827.44	1729.91	619.66	938.63	113.63	254.84	.00	113484.11
S1	44600976.60	248386.18	85528.35	741783.56	66784.89	125704.58	.00	45869164.16
S2	.00	.00	.00	2225.96	236.60	2014.79	.00	4477.35
S4	238827.81	803.15	258.98	3328.14	166.75	266.61	.00	243651.44
DUP	.00	.00	.00	.00	.00	.00	87171.29	87171.29
ESC	.00	.00	.00	.00	.00	.00	311624.42	311624.42
OVR	.00	.00	.00	.00	.00	.00	77893.15	77893.15
ARB	.00	.00	.00	.00	.00	.00	31083.41	31083.41
TOTL	131322392.42	634003.20	217813.00	2190751.99	204682.09	402933.15	507772.27	135480348.12

TOTAL CURRENT 132174208.62
TOTAL DELINQUENT 2798367.23
ATTORNEY'S FEES 460015.29
FEES 7930.00
TOTAL ESCROW 507772.27
TOTAL DEPOSIT 135948293.41

State of Texas:

County of Webb:

I, Rosie Cuellar, Tax Assessor-Collector for the Webb County Tax Office, do hereby certify this report to be true and correct.



ROSIE CUELLAR, TAX ASSESSOR-COLLECTOR
09/06/2019

TXDIS4

RECEIVABLE BALANCE 'R' REPORT

FROM 10/01/2018 TO 08/31/2019

YEAR FROM 0000 TO 2018

* TOTAL ALL FUNDS

GWB	BEGINNING TAX BALANCE	MAINT ADJ	REFUND ADJ	BASE TAX COLLECTED		RECEIVABLE TAX BALANCE	P & I COLLECTED	COLL FEES COLLECTED	RFND P & I ATTY/DISC	DISCOUNT	TOTAL COLLECTED
1996	.00	165.93	.00	165.93		.00	451.33	92.59	.00	.00	709.85
1997	.00	174.51	.00	174.51		.00	295.31	70.47	.00	.00	540.29
1998	26574.02	166.38-	.00	845.85		25561.79	1949.52	343.16	.00	.00	3138.53
1999	31232.43	.00	.00	807.17		30425.26	1880.90	375.85	.00	.00	3063.92
2000	36492.09	132.17	.00	1083.30		35540.96	2273.02	416.04	.00	.00	3772.36
2001	42823.78	644.33-	.00	1259.97		40919.48	2559.46	511.04	.00	.00	4330.47
2002	45121.60	877.29-	.00	1647.14		42597.17	3106.35	626.35	.00	.00	5379.84
2003	44371.00	626.37-	.00	2810.74		40933.89	4784.62	994.80	.00	.00	8590.16
2004	43752.63	517.38-	.00	1514.34		41720.91	2572.74	544.30	.00	.00	4631.38
2005	50246.41	298.97-	.00	1848.20		48099.24	2804.30	574.97	.00	.00	5227.47
2006	46226.09	75.52-	.00	2639.16		43511.41	3665.23	738.41	.00	.00	7042.80
2007	76699.80	825.93-	.00	4514.66		71359.21	6217.90	1442.29	.00	.00	12174.85
2008	86145.74	641.55-	.00	5401.70		80102.49	6646.51	1546.73	.00	.00	13594.94
2009	105507.89	546.60-	.00	6929.41		98031.88	7815.58	1926.56	.00	.00	16671.55
2010	134864.72	583.95-	.00	9231.47		125049.30	9237.96	2484.05	.00	.00	20953.48
2011	157026.09	732.49-	.00	11474.27		144819.33	10482.19	3049.00	.00	.00	25005.46
2012	235521.64	153020.73-	90875.41	17845.40		155530.92	13576.72	4137.49	1041.58	.00	54274.22-
2013	275187.85	154798.13-	102638.27	24285.91	776.40-	199518.48	14824.54	4559.28	5144.06-	.00	64889.00-
2014	387941.65	264742.37-	169268.27	37101.57		255365.98	19445.63	6822.67	4685.41	12.44-	101225.43-
2015	482847.51	192281.13-	54111.78	80093.98	146.81-	264730.99	36720.88	15743.09	686.09	.00	78985.45
2016	693011.43	253341.50-	147714.25	220016.76	1106.68-	368474.10	65822.91	32494.19	1437.31	17.58-	170932.66
2017	1589859.26	181109.15-	208341.99	965618.11	3370.77-	654844.76	179415.11	130270.51	4102.70-	.00	1059488.27
TOTL	4591453.63	1205357.16-	772949.97	1397309.55	5400.66-	2767137.55	396548.71	209763.84	1396.37-	30.02-	1223845.08
2018	87373127.72	42975.46-	135886.18	85955911.81	55857.51-	1565984.14	498281.64	77775.68	1334.60-	.00	86338890.84


ENTITY

TOTL	91964581.35	1248332.62-	908836.15	87353221.36	61258.17-	4333121.69	894830.35	287539.52	2730.97-	30.02-	87562735.92	
											LESS ATTORNEY'S FEES	287,539.52
											ADD BACK AT FOR REFUNDS	3,524.98-
											TOTAL COLLECTIONS	87,278,721.38
											TOTAL DISTRIBUTION TO ENTITY	87,278,721.38

State of Texas:

County of Webb:

I, Rosie Cuellar, Tax Assessor-Collector for the Webb County Tax Office, do hereby certify this report to be true and correct.



ROSIE CUELLAR, TAX ASSESSOR-COLLECTOR

09/06/2019

TXD1S4

RECEIVABLE BALANCE 'R' REPORT

FROM 10/01/2018 TO 08/31/2019 YEAR FROM 0000 TO 2018
 MAINTENANCE & OPERATION


GWB	BEGINNING TAX BALANCE	MAINT ADJ	REFUND ADJ	BASE TAX COLLECTED	RECEIVABLE TAX BALANCE	P & I COLLECTED	COLL FEES COLLECTED	RFND P & I ATTY/DISC	DISCOUNT	TOTAL COLLECTED	
1996	.00	129.76	.00	129.76	.00	352.95	72.41	.00	.00	555.12	
1997	.00	136.47	.00	136.47	.00	230.93	55.11	.00	.00	422.51	
1998	21569.37	135.05-	.00	686.55	20747.77	1582.37	278.53	.00	.00	2547.45	
1999	25567.34	.00	.00	660.76	24906.58	1539.73	307.68	.00	.00	2508.17	
2000	30026.69	108.75	.00	891.37	29244.07	1870.30	342.33	.00	.00	3104.00	
2001	35915.61	540.39-	.00	1056.72	34318.50	2146.58	428.60	.00	.00	3631.90	
2002	37659.00	732.20-	.00	1374.72	35552.08	2592.59	522.76	.00	.00	4490.07	
2003	36603.58	516.72-	.00	2318.70	33768.16	3947.04	820.65	.00	.00	7086.39	
2004	37016.47	437.72-	.00	1281.19	35297.56	2176.64	460.50	.00	.00	3918.33	
2005	42802.52	254.68-	.00	1574.39	40973.45	2388.85	489.79	.00	.00	4453.03	
2006	39890.49	65.17-	.00	2277.45	37547.87	3162.89	637.21	.00	.00	6077.55	
2007	66588.94	717.05-	.00	3919.52	61952.37	5398.23	1252.16	.00	.00	10569.91	
2008	74509.79	554.89-	.00	4672.08	69282.82	5748.75	1337.81	.00	.00	11758.64	
2009	91256.63	472.77-	.00	5993.43	84790.43	6759.91	1666.33	.00	.00	14419.67	
2010	118416.35	512.73-	.00	8105.58	109798.04	8111.28	2181.09	.00	.00	18397.95	
2011	141967.48	662.25-	.00	10373.90	130931.33	9476.96	2756.60	.00	.00	22607.46	
2012	211484.51	137403.57-	81600.75	16024.11	139657.58	12191.09	3715.22	935.28	.00	48735.05-	
2013	246917.31	138895.44-	92094.06	21790.97	696.64-	179021.60	13301.59	4090.90	4615.60-	.00	58222.84-
2014	350429.09	239142.74-	152900.64	33513.98	131.80-	230673.01	17565.31	6162.94	4232.35	11.24-	91437.30-
2015	433489.24	172625.52-	48580.30	71906.51	1003.46-	237669.31	32967.15	14133.78	615.96	.00	70911.30
2016	628374.39	229712.39-	133936.97	199495.84	3063.45-	334106.59	59683.62	29463.46	1303.26	15.94-	154989.81
2017	1444908.77	164597.08-	189347.05	877580.87	595141.32	163057.49	118393.50	3728.65-	.00	962892.71	
TOTL	4115393.57	1087603.38-	698459.77	1265764.87	4895.35-	2465380.44	356252.25	189569.36	1257.40-	27.18-	1106946.78
2018	79787148.13	39244.21-	124088.16	78492978.87	51007.80-	1430021.01	455019.43	71022.98	1218.73-	.00	78842706.59

ENTITY												
TOTL	83902541.70	1126847.59-	822547.93	79758743.74	55903.15-	3895401.45	811271.68	260592.34	2476.13-	27.18-	79949653.37	
											LESS ATTORNEY'S FEES	260,592.34
											ADD BACK AT FOR REFUNDS	3,172.58-
											TOTAL COLLECTIONS	79,692,233.61
											TOTAL DISTRIBUTION TO ENTITY	79,692,233.61

State of Texas:

County of Webb:

I, Rosie Cuellar, Tax Assessor-Collector for the Webb County Tax Office, do hereby certify this report to be true and correct.



ROSIE CUELLAR, TAX ASSESSOR-COLLECTOR
 09/06/2019

GWB	BEGINNING TAX BALANCE	MAINT ADJ	REFUND ADJ	BASE TAX COLLECTED		RECEIVABLE TAX BALANCE	P & I COLLECTED	COLL FEES COLLECTED	RFND P & I ATTY/DISC	DISCOUNT	TOTAL COLLECTED
1996	.00	36.17	.00	36.17		.00	98.38	20.18	.00	.00	154.73
1997	.00	38.04	.00	38.04		.00	64.38	15.36	.00	.00	117.78
1998	5004.65	31.33-	.00	159.30		4814.02	367.15	64.63	.00	.00	591.08
1999	5665.09	.00	.00	146.41		5518.68	341.17	68.17	.00	.00	555.75
2000	6465.40	23.42	.00	191.93		6296.89	402.72	73.71	.00	.00	668.36
2001	6908.17	103.94-	.00	203.25		6600.98	412.88	82.44	.00	.00	698.57
2002	7462.60	145.09-	.00	272.42		7045.09	513.76	103.59	.00	.00	889.77
2003	7767.42	109.65-	.00	492.04		7165.73	837.58	174.15	.00	.00	1503.77
2004	6736.16	79.66-	.00	233.15		6423.35	396.10	83.80	.00	.00	713.05
2005	7443.89	44.29-	.00	273.81		7125.79	415.45	85.18	.00	.00	774.44
2006	6335.60	10.35-	.00	361.71		5963.54	502.34	101.20	.00	.00	965.25
2007	10110.86	108.88-	.00	595.14		9406.84	819.67	190.13	.00	.00	1604.94
2008	11635.95	86.66-	.00	729.62		10819.67	897.76	208.92	.00	.00	1836.30
2009	14251.26	73.83-	.00	935.98		13241.45	1055.67	260.23	.00	.00	2251.88
2010	16448.37	71.22-	.00	1125.89		15251.26	1126.68	302.96	.00	.00	2555.53
2011	15058.61	70.24-	.00	1100.37		13888.00	1005.23	292.40	.00	.00	2398.00
2012	24037.13	15617.16-	9274.66	1821.29		15873.34	1385.63	422.27	106.30	.00	5539.17-
2013	28270.54	15902.69-	10544.21	2494.94	79.76-	20417.12	1522.95	468.38	528.46-	.00	6666.16-
2014	37512.56	25599.63-	16367.63	3587.59		24692.97	1880.32	659.73	453.06	1.20-	9788.13-
2015	49358.27	19655.61-	5531.48	8187.47	15.01-	27046.67	3753.73	1609.31	70.13	.00	8074.15
2016	64637.04	23629.11-	13777.28	20520.92	103.22-	34264.29	6139.29	3030.73	134.05	1.64-	15942.85
2017	144950.49	16512.07-	18994.94	88037.24	307.32-	59396.12	16357.62	11877.01	374.05-	.00	96595.56
TOTL	476060.06	117753.78-	74490.20	131544.68	505.31-	301251.80	40296.46	20194.48	138.97-	2.84-	116898.30
2018	7585979.59	3731.25-	11798.02	7462932.94	4849.71-	131113.42	43262.21	6752.70	115.87-	.00	7496184.25

ENTITY												
TOTL	8062039.65	121485.03-	86288.22	7594477.62	5355.02-	432365.22	83558.67	26947.18	254.84-	2.84-	7613082.55	
											LESS ATTORNEY'S FEES	26,947.18
											ADD BACK AT FOR REFUNDS	352.40-
											TOTAL COLLECTIONS	7,586,487.77
											TOTAL DISTRIBUTION TO ENTITY	7,586,487.77

State of Texas:

County of Webb:

I, Rosie Cuellar, Tax Assessor-Collector for the Webb County Tax Office, do hereby certify this report to be true and correct.



ROSIE CUELLAR, TAX ASSESSOR-COLLECTOR
09/06/2019

TXD1S4

RECEIVABLE BALANCE 'R' REPORT

FROM 10/01/2017 TO 08/31/2018

YEAR FROM 0000 TO 2018

* TOTAL ALL FUNDS

GWB	BEGINNING TAX BALANCE	MAINT ADJ	REFUND ADJ	BASE TAX COLLECTED	RECEIVABLE TAX BALANCE	P & I COLLECTED	COLL FEES COLLECTED	RFND P & I ATTY/DISC	DISCOUNT	TOTAL COLLECTED
1980	.65	.65-	.00	.00	.00	.00	.00	.00	.00	.00
1981	28.22	28.22-	.00	.00	.00	.00	.00	.00	.00	.00
1982	25.73	25.73-	.00	.00	.00	.00	.00	.00	.00	.00
1983	627.69	627.69-	.00	.00	.00	.00	.00	.00	.00	.00
1984	600.47	600.47-	.00	.00	.00	.00	.00	.00	.00	.00
1985	600.10	600.10-	.00	.00	.00	.00	.00	.00	.00	.00
1986	954.64	953.43-	.00	1.21	.00	4.63	.88	.00	.00	6.72
1987	1348.65	1207.62-	.00	141.03	.00	524.62	99.84	.00	.00	765.49
1988	1855.90	1719.00-	.00	136.90	.00	495.15	94.81	.00	.00	726.86
1989	3705.31	3680.31-	.00	25.00	.00	87.71	16.91	.00	.00	129.62
1990	4201.26	4200.06-	.00	1.20	.00	4.02	.78	.00	.00	6.00
1991	4405.48	4404.23-	.00	1.25	.00	4.04	.79	.00	.00	6.08
1992	4678.59	4599.45-	.00	79.14	.00	173.77	15.94	.00	.00	268.85
1993	8249.07	8189.21-	.00	59.86	.00	180.45	36.05	.00	.00	276.36
1994	13727.66	13096.30-	.00	118.15	513.21	340.91	68.87	.00	.00	527.93
1995	16786.03	16611.88-	.00	174.15	.00	483.21	98.60	.00	.00	755.96
1996	63606.91	63196.52-	.00	376.95	33.44	880.46	146.48	.00	.00	1403.89
1997	69656.60	69338.54-	.00	283.81	34.25	650.60	120.60	.00	.00	1055.01
1998	78318.59	47901.82-	.00	919.54	29497.23	1923.69	303.96	.00	.00	3147.19
1999	104458.59	69656.33-	.00	805.89	33996.37	1568.54	241.95	.00	.00	2616.38
2000	136156.76	95332.00-	.00	1202.80	39621.96	2251.20	365.58	.00	.00	3819.58
2001	145080.70	98497.81-	.00	1276.07	45306.82	2397.18	451.17	.00	.00	4124.42
2002	163466.80	113762.28-	.00	1688.33	48016.19	3081.50	618.07	.00	.00	5387.90
2003	219322.99	171016.26-	.00	1186.83	47119.90	2018.45	412.03	.00	.00	3617.31
2004	172477.90	124295.67-	.00	1305.37	46876.86	2041.11	419.97	.00	.00	3766.45
2005	155520.90	100774.99-	.00	1856.89	52889.02	2741.87	590.49	.00	.00	5189.25
2006	197032.65	141287.55-	.00	5220.85	50524.25	7124.81	1627.30	.00	.00	13972.96
2007	204366.56	119511.52-	34.07	6319.36	78569.75	8035.07	1937.09	3.07-	.00	16254.38
2008	230744.15	132534.97-	.00	7315.85	90893.33	8158.63	2001.10	.00	.00	17475.58
2009	246174.48	129537.14-	.00	8067.74	108569.60	8107.96	2071.44	.00	.00	18247.14
2010	245602.81	94248.07-	.00	11341.22	140013.52	10118.04	2710.90	.00	.00	24170.16
2011	268766.78	74247.01-	.00	32022.68	162497.09	17723.58	4237.32	.00	.00	53983.58
2012	344066.26	68309.39-	.00	29792.23	245964.64	15141.49	5027.47	.00	.00	49961.19
2013	374741.09	51371.16-	929.63	42645.97	281653.59	20281.46	7493.04	5.05-	.00	69485.79
2014	528371.13	60391.34-	2553.00	78976.85	391555.94	32287.67	13429.18	9.13	2.90-	122146.93
2015	768376.37	68266.03-	2770.80	215494.89	487386.25	74829.29	38518.86	130.89-	.00	325941.35
2016	1481297.01	1611.08-	77930.04	869311.50	688304.47	181807.86	128850.90	143.02-	11.41-	1101885.79
2017	80593657.40	125873.79-	159330.26	78954755.79	1672358.08	483167.31	78565.43	1000.88-	.00	79356157.39

ENTITY

TOTL	86853058.88	2081505.62-	243547.80	80272905.30	4742195.76	888636.28	290573.80	1273.78-	14.31-	81207279.49
										LESS ATTORNEY'S FEES 290,573.80
										ADD BACK AT FOR REFUNDS 619.75-
										TOTAL COLLECTIONS 80,917,325.44
										TOTAL DISTRIBUTION TO ENTITY 80,917,325.44

State of Texas:

County of Webb:

RECEIVABLE BALANCE 'R' REPORT

FROM 10/01/2016 TO 08/31/2017

YEAR FROM 0000 TO 2018

* TOTAL ALL FUNDS

GWB	BEGINNING TAX BALANCE	MAINT ADJ	REFUND ADJ	BASE TAX COLLECTED	RECEIVABLE TAX BALANCE	P & I COLLECTED	COLL FEES COLLECTED	RFND P & I ATTY/DISC	DISCOUNT	TOTAL COLLECTED
1973	7.87	.00	.00	7.87	.00	37.34	6.78	.00	.00	51.99
1976	34.68	.00	.00	34.68	.00	158.31	28.95	.00	.00	221.94
1977	43.31	.00	.00	43.31	.00	195.11	35.76	.00	.00	274.18
1978	39.78	.00	.00	39.78	.00	176.82	32.49	.00	.00	249.09
1979	11.28	.00	.00	11.28	.00	49.46	9.11	.00	.00	69.85
1980	44.83	.00	.00	44.18	.65	191.08	35.29	.00	.00	270.55
1981	77.71	.00	.00	49.49	28.22	212.81	39.35	.00	.00	301.65
1982	109.02	.00	.00	83.29	25.73	348.15	64.72	.00	.00	496.16
1983	1086.65	391.38-	.00	67.58	627.69	274.41	51.30	.00	.00	393.29
1984	1072.01	385.78-	.00	85.76	600.47	337.91	63.55	.00	.00	487.22
1985	1097.85	378.89-	.00	118.86	600.10	454.10	85.95	.00	.00	658.91
1986	1460.98	388.02-	.00	118.32	954.64	437.80	83.42	.00	.00	639.54
1987	1868.43	398.96-	.00	120.82	1348.65	432.58	83.01	.00	.00	636.41
1988	2278.77	316.97-	.00	105.90	1855.90	366.57	70.11	.00	.00	542.58
1989	4162.14	335.96-	.00	120.87	3705.31	404.40	78.12	.00	.00	603.39
1990	4659.43	315.91-	.00	142.26	4201.26	449.39	84.84	.00	.00	676.49
1991	4884.68	313.40-	.00	165.80	4405.48	490.10	89.56	.00	.00	745.46
1992	5243.38	412.97-	.00	151.82	4678.59	440.44	83.85	.00	.00	676.11
1993	8878.07	563.83-	.00	65.17	8249.07	189.28	38.17	.00	.00	292.62
1994	14462.79	489.02-	.00	246.11	13727.66	681.08	139.12	.00	.00	1066.31
1995	33904.15	16680.96-	.00	437.16	16786.03	1111.04	213.83	.00	.00	1762.03
1996	65778.89	387.99-	.00	1783.99	63606.91	3460.93	521.38	.00	.00	5766.30
1997	71818.42	493.59-	.00	1668.23	69656.60	2810.75	498.66	.00	.00	4977.64
1998	80920.82	493.59-	.00	2100.62	78326.61	3500.20	603.05	.00	.00	6203.87
1999	106911.94	.00	.00	2434.46	104477.48	3967.26	731.21	.00	.00	7132.93
2000	139396.70	.00	.00	3142.23	136254.47	5134.03	1020.30	.00	.00	9296.56
2001	148364.46	.00	.00	3283.76	145080.70	5023.20	988.84	.00	.00	9295.80
2002	167355.89	16.23-	.00	3863.51	163476.15	5745.14	1180.74	.00	.00	10789.39
2003	222947.62	26.00-	.00	3581.87	219339.75	5097.12	1069.35	.00	.00	9748.34
2004	176375.89	39.66-	.00	3722.69	172613.54	4914.39	1053.43	.00	.00	9690.51
2005	210558.35	50319.26-	.00	4473.98	155765.11	5604.76	1290.82	.00	.00	11369.56
2006	202308.47	.00	.00	4923.23	197385.24	6209.54	1500.02	.00	.00	12632.79
2007	213837.26	.00	.00	9216.32	204620.94	10665.64	2674.79	.00	.00	22556.75
2008	244879.41	.00	.00	13933.92	230945.49	14373.72	3866.59	.00	.00	32174.23
2009	271936.31	.00	.00	25350.22	246586.09	23911.81	6908.15	.00	.00	56170.18
2010	281813.82	.00	.00	35382.98	246430.84	28672.03	8724.12	.00	.00	72779.13
2011	315053.56	14422.27	169.41	59658.83	269986.41	34802.14	11708.69	5.08	.00	106005.33
2012	400605.12	16477.78	2082.19	73004.47	346160.62	36048.04	13868.62	32.30-	.00	120806.64
2013	456230.46	13554.32	5930.38	98783.43	376931.73	40818.62	18108.91	28.31	.00	151808.89
2014	750834.75	13504.73	5595.77	237075.59	532859.66	81043.38	43271.76	51.12	.00	355846.08
2015	1532586.93	19262.41	29598.66	798398.55	783049.45	188550.90	137397.23	229.11	.00	1094977.13
2016	72856835.06	49131.16	173526.84	71453026.64	1626466.42	469539.69	94492.42	3803.80	1639676.89-	70207658.82

ENTITY

TOTL	79002777.94	53204.30	216903.25	72841069.83	6431815.66	987331.47	352896.36	4085.12	1639676.89-	72328802.64	
										LESS ATTORNEY'S FEES	352,896.36
										ADD BACK AT FOR REFUNDS	190.00-
										TOTAL COLLECTIONS	71,976,096.28
										TOTAL DISTRIBUTION TO ENTITY	71,976,096.28