

January 2022

Monthly Report

Webb County Business Office



Invoice Activity



100%

Received
1,924 Invoices - \$5,267,696.53
52 Credits - (\$39,640.73)
Total = \$5,228,055.80

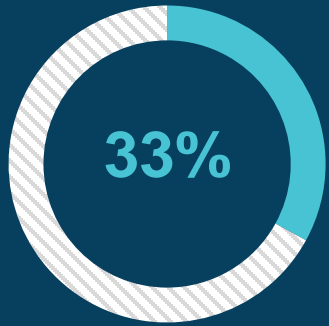
98%

Entered
1,930 Invoices - \$5,255,438.17
48 Credits - (\$33,987.68)
Total = \$5,289,425.85

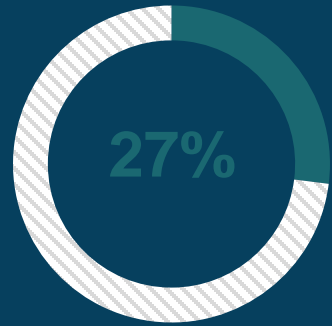
2%

Outstanding
39 Invoices - \$1,242,479.74
11 Credits - (\$7,298.97)
Total = \$1,235,180.77

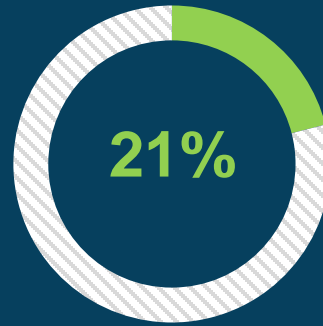
Invoice Activity Categories



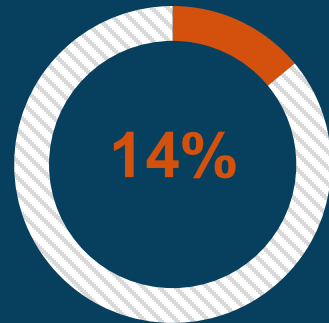
Purchase Orders
1,264 Invoices
\$1,727,915.76



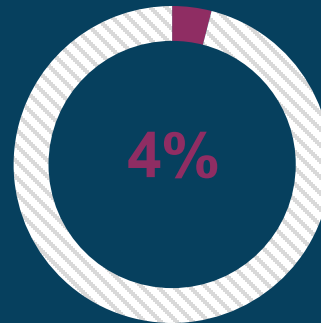
Contracts & Projects
63 Invoices
\$1,431,445.85



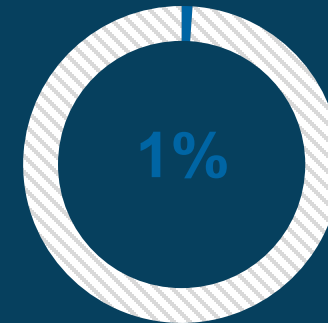
Miscellaneous (GRP's & Credits)
116 Invoices
\$1,149,971.84



3rd Party Contracts
32 Invoices
\$716,750.00

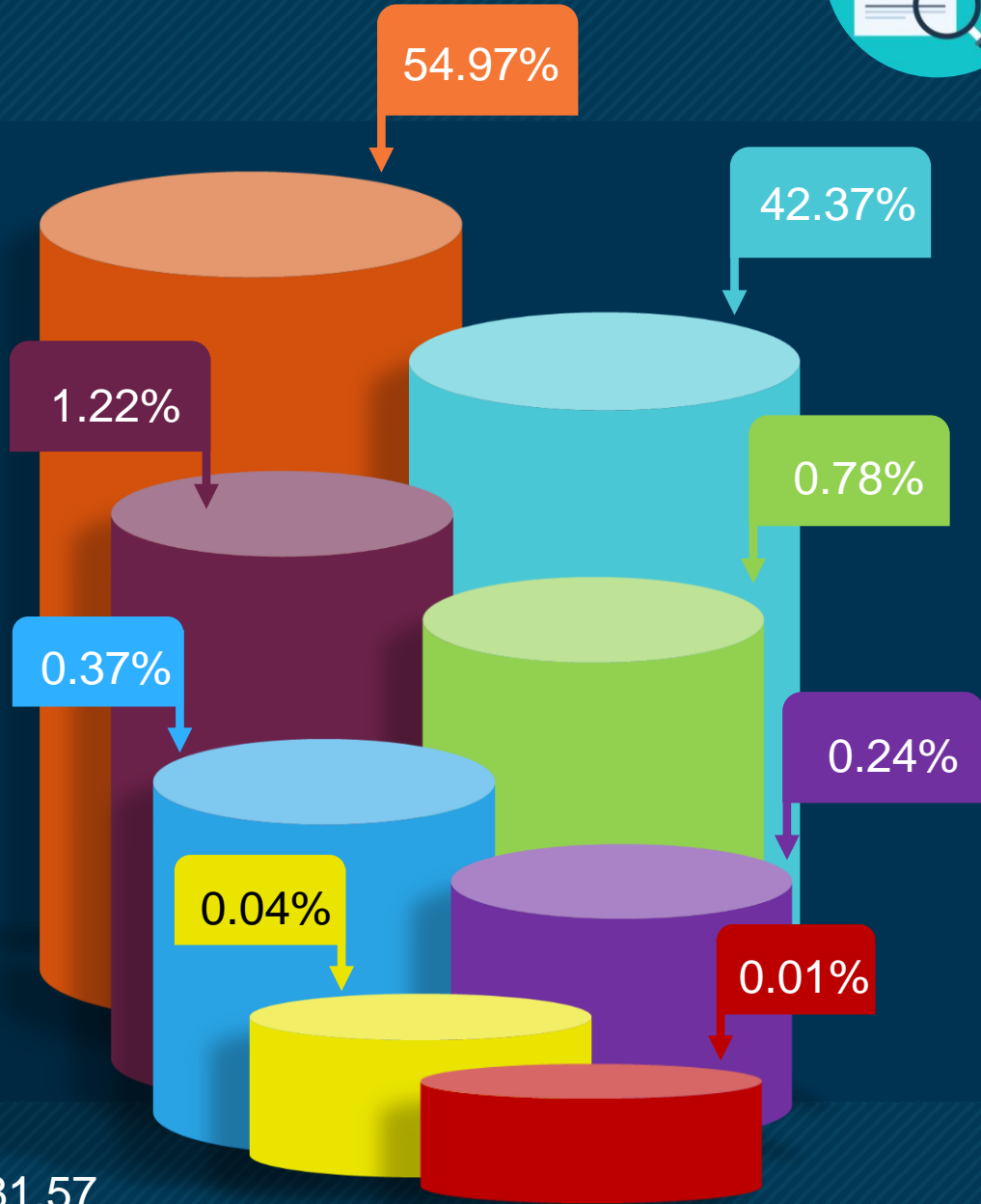


Utilities
348 Invoices
\$206,233.87



CAA Utility Payment Assistance
155 Invoices
\$23,120.85

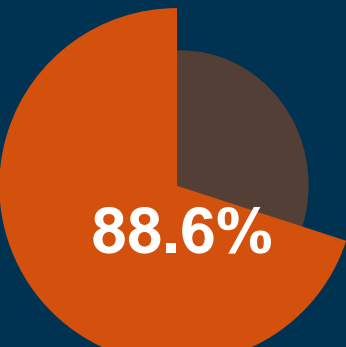
Outstanding Invoices and Credits



Project In Progress \$678,545.85
Pending Revised Invoice \$523,001.69
Pending Delivery/Service \$15,029.46
Pending Funds \$9,592.01
Rentals \$4,564.71
Pending GRP \$3,010.74
Pending Credit \$488.50
Dispute \$150.86
*Unapplied Credits (\$7,298.97)

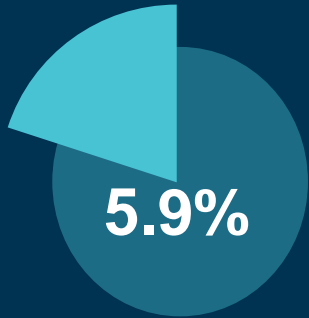
**In Dispute: \$555,681.57

Invoices Reviewed (Level 3)



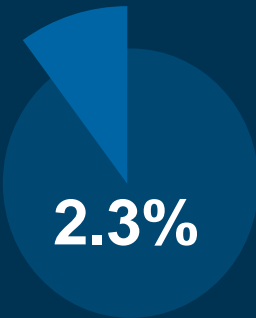
88.6%

GRP's
196 Invoices
\$1,321,816.29



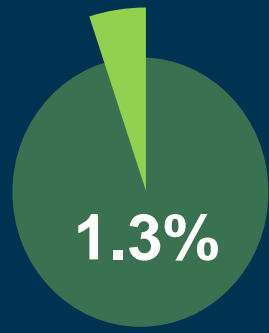
5.9%

Attorney's Fees Vouchers
67 Invoices
\$88,192.78



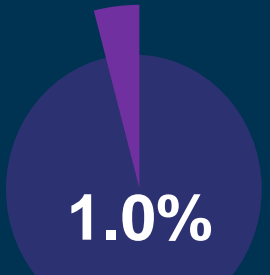
2.3%

Tax Refunds
104 Invoices
\$34,197.92



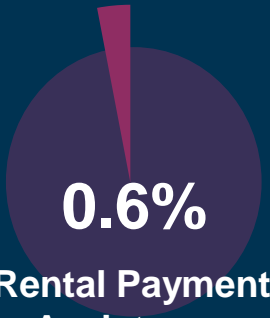
1.3%

Travels
30 Invoices
\$20,112.77



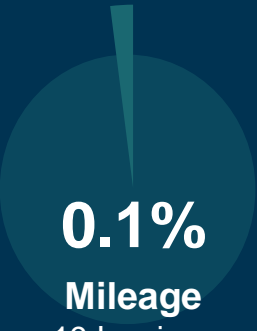
1.0%

Webb County Indigent Healthcare Claims
27 Invoices
\$15,088.51



0.6%

Rental Payment Assistance
8 Invoices
\$9,650.00



0.1%

Mileage
19 Invoices
\$1,401.84



0.1%

Employee Reimbursements
14 Invoices
\$941.78



465 Invoices
\$1,491,401.89

Refunds Collected



1

**Checks Received
January 2022**



\$45.41

**Collected January
2022**

\$7,579.24
Collected FYTD

