

SERVICE AGREEMENT PROGRAM

Webb County
1110 Washington St.
Laredo, TX 78042
Webb County Offices

COVERED ITEMS

We propose to furnish the materials and perform the labor necessary for the completion of the Scheduled Maintenance & Service Program on system(s):

(1) LK 2000

Serviceable Item	Serial Number	Manufacturer	Product Type	Location
364	30415	KardexRemstar Inc	Vertical Carousel-Lektriever	Lektriever-Risk Managemen

SERVICE LEVEL OPTIONS

Platinum Plan (Preventative Maintenance, Labor, and Discounted Parts Program)

- * Two scheduled Preventative Maintenance inspections per year.
- * Covers 100% of all Labor Service charges for repairs.
- * 25% discount for all parts required as a result of normal wear & tear.
Does not include operator error or misuse.
- * Subject to the availability of parts.
- * Additional investment required for repairs performed outside of normal business hours.



Annual Investment to insure the safety of your equipment:

Program effective dates: 12/1/22 through 11/30/23

\$1,509.33

For Extended Agreements we will apply a 5% discount on a 2 year price total and 10% discount on a 3 year price total. A one-time in-full payment is required to receive the discounted rate.

Southwest Solutions Group would like to thank you for the opportunity to serve you and our team looks forward to serving you in other areas, please visit our website at www.southwestsolutions.com for more products & services.

Sincerely,
Chelsea Brown
Direct: 972-331-8876
Cell: 214-998-0045
Fax: 888-980-8177
chelseabrown@southwestsolutions.com

FILED 8/8 20 23 @ 11:00
MARGIE RAMIREZ IBARRA
COUNTY CLERK WEBB COUNTY TEXAS
BY adeceq DEPUTY

Example of Inspection Report:

KARDEX Service Center: _____

Customer: _____ Operator: _____ Telephone: _____
 Department: _____ Telex: _____
 Location: _____ E-mail: _____

Serial Procedure: _____
 Horizontal/Carominal: _____

Date: _____

VISUAL INSPECTIONS:

1. Unit identification:

- 1.1. General appearance, technical conditions, damage
- 1.2. Identification of unit

2. Working and information systems (P, T, S):

- 2.1. Check for correct installation of control elements
- 2.2. Check for correct wiring
- 2.3. Check for correct labeling
- 2.4. Check for correct marking

3. Electrical connection diagrams:

- 3.1. Check for correct wiring
- 3.2. Check for correct labeling
- 3.3. Check for correct marking

4. Visible layout of cables:

- 4.1. Check for correct wiring
- 4.2. Check for correct labeling
- 4.3. Check for correct marking

INSPECTION I: TEST OF UNIT MECHANICS:

1. Unit features (T):

- 1.1. Check for correct wiring
- 1.2. Check for correct labeling
- 1.3. Check for correct marking

2. Centers:

- 2.1. Check for correct wiring
- 2.2. Check for correct labeling
- 2.3. Check for correct marking

3. Center chassis:

- 3.1. Check for correct wiring
- 3.2. Check for correct labeling
- 3.3. Check for correct marking

4. Drive, motor, gears, drive sprocket and belt/pulley:

- 4.1. Check for correct wiring
- 4.2. Check for correct labeling
- 4.3. Check for correct marking

5. Slipping distance:

- 5.1. Check for correct wiring
- 5.2. Check for correct labeling
- 5.3. Check for correct marking

Version: PB-042009 M-Nr.: 603478 (1)

KARDEX Page 2

Date: _____

Unit type: _____
 Serial no.: _____

TEST OF ELECTRICAL EQUIPMENT:

1. Electrical safety and general conditions:

- 1.1. Check for correct wiring
- 1.2. Check for correct labeling
- 1.3. Check for correct marking

2. Functional operation of active parts:

- 2.1. Check for correct wiring
- 2.2. Check for correct labeling
- 2.3. Check for correct marking

3. Safety devices (T):

- 3.1. Check for correct wiring
- 3.2. Check for correct labeling
- 3.3. Check for correct marking

4. Safety devices (S):

- 4.1. Check for correct wiring
- 4.2. Check for correct labeling
- 4.3. Check for correct marking

5. Safety devices (P):

- 5.1. Check for correct wiring
- 5.2. Check for correct labeling
- 5.3. Check for correct marking

6. Safety devices (T, S, P):

- 6.1. Check for correct wiring
- 6.2. Check for correct labeling
- 6.3. Check for correct marking

7. Functional test (check compliance of all tests):

- 7.1. Check for correct wiring
- 7.2. Check for correct labeling
- 7.3. Check for correct marking

OTHER INSPECTIONS:

1. Checkpoints on floor:

- 1.1. Check for correct wiring
- 1.2. Check for correct labeling
- 1.3. Check for correct marking

Version: PB-042009 M-Nr.: 603478 (1)

KARDEX Service Center: _____

Page 3

For more detail regarding the tests see: Technical Manual, chapter Maintenance Regulations.

(*) If only a safety inspection is carried out (in Germany obligatory in compliance with the rules for the prevention of accidents UVV BGG A1 and UVV BGG A2), only the items marked **A** are subject to inspection/test.

Examination of the ground conductor system in compliance EN 60224-1 (B0V A3, see separate test verification certificate if only if motivated by customer).
 Test intervals: depending on country / in Germany **annually** (study of owner).

Inspection label with inspection date: _____ was attached.

Date: _____ Signature of service technician: _____

Check certificate:

All maintenance works / safety inspections were performed in our substitution and the machine handed over in a functional condition.

Date: _____ Signature of technician: _____ Operator: _____

Customer evaluation of our service performance:

Phase 100: _____

Remarks: _____

Version: PB-042009 M-Nr.: 603478 (1)

ACCEPTANCE PAGE FOR SERVICE AGREEMENT

Webb County, Webb County Offices

When accepted please CHECK the option of choice, authorize below, and return a copy to Southwest Solutions Group via email chelseabrown@southwestsolutions.com or via fax (888) 980-8177 to the attention of CHELSEA BROWN, please retain original for your records. Payment terms are Net 30.

Accepted by: _____ Date: _____

Title: _____

Bill-To Address: _____

City: _____ State: _____ Zipcode: _____

Purchase Order # if appropriate: _____

Attention Accounts Payable: _____

[Click to Add Payment Method](#)

Credit Card / eCheck



OTHER NOTES


Preventative Maintenance, Service and Repair calls are provided during Southwest Solutions Group's normal work hours Monday - Friday, excluding holidays.

This Agreement does not cover repairs for damages caused by acts of God, vandalism or misuse. Southwest Solutions Group is not responsible for delays or failure to furnish parts or service caused by acts of God, labor unrest, failure of transport or operational errors and causes beyond the control of Southwest Solutions Group.

To help ensure proper operation, you should perform all routine periodic housekeeping duties as outlined in your system's operating manual. You must ensure no foreign matter or debris falls into areas that may hinder normal operation of the equipment, resulting in equipment failure.


Coverage under this Agreement will be voided if the equipment is dismantled, relocated or substantially modified without prior approval from Southwest Solutions Group.

WEBB COUNTY




Tano E. Tijerina
Webb County Judge

ATTESTED:



Margie Ramirez-Ibarra
Webb County Clerk

APPROVED AS TO FORM:



Jorge L. Treviño
Assistant General Counsel
Civil Legal Division

The General Counsel, Civil Legal Division's Office may only advise or approve contracts or legal documents on behalf of its clients. It may not advise or approve a contract or legal document on behalf of other parties. Our review of this document was conducted solely from the legal perspective of our client. Our approval of this document was offered solely for the benefit of our client. Other parties should not rely on this approval, and should seek review and approval of their own respective attorney(s).

Passed and approved by the Webb County Commissioners Court
On January 9, 2023.