



Webb County Tax Office
Patricia A. Barrera
1110 Victoria St., Ste. 107
Laredo, Texas 78040
Ph: 956-523-4200
Fax: 523-5050

Memorandum

To: Webb County Commissioner's Court

From: Patricia A. Barrera

RE: Certified Collection Reports

Date: July 24, 2023

The following is the report on collection for Webb County as of **June 2023**, Based on a levy of **\$110,412,064.00**

SEE ATTACHMENT NO. 1

Month	Collection	Year-to-Date Percentage of Collection
June 2023	\$1,609,839.75	100.47%
May 2023	\$1,070,667.31	99.02%
April 2023	\$946,819.56	98.05%
March 2023	\$1,451,730.45	97.19%
February 2023	\$15,159,523.43	95.87%
January 2023	\$40,516,251.24	82.14%
December 2022	\$32,803,116.61	45.45%
November 2022	\$9,381,086.00	15.7%
October 2022	\$7,996,608.90	7.27%

YEAR-TO-DATE COLLECTION: \$110,935,643.25
PERCENTAGE COLLECTION TO DATE: 100.47%
TOTAL PROPERTY TAX TRANSACTIONS FOR JUNE: 4,824
TOTAL INTERNET PROPERTY TAX TRANSACTIONS:706

Motor Vehicle Collection Reports for June 2023

See Attachment No. 2

Motor Vehicle Budget Revenue \$5,354,500.00
Year-To-Date: \$4,363,523.55
Year-To-Date Percentage: 81.49%

TOTAL TRANSACTIONS for June 2023:

- Overall Transfer: 5,193
- Renewals: 12,961
- Dealers:
- Walk-ins for Transfers: 5,193

Month	All other fees charged by MVD	Amount for County	YEAR TO DATE PERCENTAGE
June 2023	\$5,396,923.29	\$520,220.55	81.49%
May 2023	\$5,955,263.51	\$564,654.85	71.78%
April 2023	\$4,960,543.70	\$455,345.25	61.23%
March 2023	\$7,138,981.45	\$656,505.40	52.73%
February 2023	\$4,879,016.88	\$459,560.25	40.47%
January 2023	\$ 2,292,992.64	\$484,290.10	31.88%
December 2022	\$ 1,952,282.60	\$423,911.75	22.84%
November 2022	\$ 1,916,580.18	\$ 388,633.10	15 %
October 2022	\$ 2,008,220.50	\$ 410,402.30	8 %

**State Comptroller Sales Tax Budget Revenue: 1,300,000.00 (Calendar Year
Jan 2023-June 2023)**

Year-To-Date: \$896,369.58

Year-To-Date Percentage: 68.95%

Month	Sales taxes and penalties, Seller finance Tax, Emissions Reduction Plan Emission Collections (Comptroller)	Amount to County	Percentage Year-To- Date
June 203	\$3,016,671.63	\$150,841.22	68.95%
May 2023	\$3,089,664.87	\$154,483.24	57.35%
April 2023	\$2,749,505.24	\$137,475.26	45.47%
March 2023	\$3,481,886.47	\$174,094.32	34.89%
February 2023	\$2,682,414.59	\$134,120.73	21.49%
January 2023	\$ 2,907,096.10	\$145,354.81	11.18%

Last Year Collection Jan 2022-Dec 2022

Revenue Budget	***Amount for County paid on February 2022	Percentage Collected
***\$1,300,000.00	***\$1,631,989.35	126%

See Attachment No. 3

Coin Operated Machines (Maquinitas)

Revenue Budget \$100,000.00 (Calendar Year October 2022-June 2023)

Year-To-Date: \$156,217.00

Year-To-Date Percentage: 156.22%

Month	Collections for Permits-	Collections for license	Overall Total Collections
June 2023	Permits-42 \$491.25	Licenses-1 \$1,000.00	\$1,491.25
May 2023	Permits-54 \$802.50	Licenses-1 \$1,000.00	\$1,802.00
April 2023	Permits-187 \$2,800.00	Licenses-5 \$5,000.00	\$7,805.00
March 2023	Permits-680 \$10,200.00	Licenses-11 \$11,000.00	\$21,200.00
February 2023	Permits-777 \$11,655.00	Licenses-13 \$13,000.00	\$24,655.00
January 2023	Permits-2,105 \$31,575.00	Licensed-32 \$32,000.00	\$63,575.00
December 2022	Permits- 349 \$4,395.00	Licensed- 5 \$5,000.00	\$9,395.00
November 2022	Permits- 857 \$9,075.00	Licensed- 16 \$16,000.00	\$25,075.00
October 2022	Permits- 157 \$1,218.75	N/A	\$1,218.75

See Attachment No. 4

Hotel & Motel Taxes Revenue Budget \$450,000.00

Year-To-Date: \$489,511.03

Year-To-Date Percentage: 108.78%

Month	Collections	Year to Date Percentage
June 2023	\$43,992.29	108.78%
May 2023	\$79,171.09	99.00%
April 2023	\$41,696.54	81.41%
March 2023	\$46,682.54	72.14%
February 2023	\$51,515.58	62.00%
January 2023	\$57,047.96	50.00%
December 2022	\$ 73,966.21	37.65%
November 2022	\$ 46,624.09	21.21%
October 2022	\$ 48,814.73	10.85%

See Attachment No. 5

Revenue Budget Liquor License \$ 65,000.00

Year-To-Date: \$45,790.00

Year-To-Date Percentage: 70.45%

Month	Collections	Year to Date Percentage
June 2023	\$7,240.00	70.45%
May 2023	\$5,425.00	59.31%
April 2023	\$9,415.00	50.96%
March 2023	\$4,640.00	36.48%
February 2023	\$560.00	29.34%
January 2023	\$3,425.00	28.00%
December 2022	\$3,125.00	23.21 %
November 2022	\$ 3,885.00	18.40 %
October 2022	\$ 8,075.00	12.42 %

See Attachment No. 6

Revenue Budget NSF Checks \$2,500.00

Year-To-Date: \$2,250.00

Year-To-Date Percentage: 90.00%

Month	NSF Collections	Year to Date Percentage
June 2023	\$330.00	90.00%
May 2023	\$210.00	76.80%
April 2023	\$150.00	68.40%
March 2023	\$300.00	62.40%
February 2023	\$240.00	50.40%
January 2023	\$270.00	40.80%
December 2022	\$270.00	30.00%
November 2022	\$ 270.00	19.20%
October 2022	\$ 210.00	8.40%

See Attachment No. 7

Car Dealers: Special Inventory Tax* Revenue Budget \$175,000.00

Year-To-Date: \$866,449.32

Month	Collections	Month	Collections
January 2023	\$192,180.26	January 2022	\$138,881.85
February 2023	\$117,318.95	February 2022	\$119,881.85
March 2023	\$147,185.67	March 2022	\$136,544.15
April 2023	\$143,538.25	April 2022	\$155,609.79
May 2023	\$125,851.20	May 2022	\$150,889.14
June 2023	\$140,374.99	June 2022	\$143,079.13
July 2023		July 2022	\$133,578.44
August 2023		August 2022	\$131,409.74
September 2023		September 2022	\$147,489.01
October 2023		October 2022	\$ 132,507.02
November 203		November2022	\$ 140,113.37
December 2023		December 2022	\$ 110,491.59
Total Collection	\$866,449.32	Total Collection	\$1,640,475.08

Last Year Collection Jan 2022-Dec 2022

<p>***Amount for County paid on February 2023</p>
<p>***\$283,333.23</p>

See Attachment No. 8

Passport REVENUE BUDGET - \$125,000

Year-To-Date: \$105,195.00

Year-To-Date Percentage: 84.16%

Month	Collection	Percentage of Collection
October 2022	\$7,910.00	6.33%
November 2022	\$7,815.00	12.58%
December 2022	\$ 6,100.00	17.46%
January 2023	\$11,360.00	27.00%
February 2023	\$12,570.00	36.60%
March 2023	\$19,670.00	52.34%
April 2023	\$13,905.00	63.46%
May 2023	\$13,035.00	73.89%
June 2023	\$12,830.00	84.16%

Month	Passport Pictures	Total Passports	Expedited Fee	Overall Total Collections	Percentage
October 2022	\$5x 182	\$35x 200	\$26.95x0		
Total Collected	\$ 910.00	\$ 7,000.00	\$0.00	\$ 7,910.00	6.33%
November 2022	\$5 x 163	\$35 x 200	\$26.95 x0		
Total Collected	\$ 815.00	7,000.00	\$0.00	\$7,815.00	12.58%
December 2022	5x\$149	\$35x153	\$26.95x0		
Total Collected	\$ 745.00	\$5,355.00	\$0.00	\$6,100.00	17.46%
January 2023	\$5x277	\$35x285	\$26.95x0		
Total Collected	\$1,385.00	\$9,975.00	\$0	\$11,360.00	27.00%
February 2023	\$5x267	\$35X321	\$26.95x0		
Total Collected	\$1,335.00	\$11,235.00	\$0	\$12,570.00	36.60%
March 2023	\$5x462	\$35x496	\$26.95x0		
Total Collected	\$2,310.00	\$17,360.00	\$0	\$19,670.00	52.34%
April 2023	\$5x296	\$35x355	\$26.95x0		
Total Collected	\$1,480.00	\$12,425.00	\$0	\$13,905.00	63.46%
May 2023	\$5x283	\$35x332	\$26.95x0		
Total Collected	\$1,415.00	\$11,620.00	\$0	\$13,035.00	73.89%
June 2023	\$5x298	\$35x324	\$26.95x0		
Total Collected	\$1,490.00	\$11,340.00	\$0	12,830.00	84.16%



ATTACHMENT NO. 1

PROPERTY TAXES

REPORT

DAILY COLLECTION TOTALS REPORT
 ENTITY TOTALS FOR DATE RANGE
 FROM 06/01/2023 TO 06/30/2023

YEAR	P R	BASE TAX		P & I		ATTY FEE		DISCOUNTS		TOTAL COLLECTED	
		AMOUNT	COUNT	AMOUNT	COUNT	AMOUNT	COUNT	AMOUNT	COUNT	AMOUNT	COUNT

GWB	-- WEBB COUNTY										
1998		7.19	01	21.93	01	4.37	01	.00	00	33.49	01
1999		13.73	01	40.22	01	8.09	01	.00	00	62.04	01
2001		46.83	03	105.70	03	19.58	03	.00	00	172.11	03
2002		32.96	04	58.98	04	5.15	02	.00	00	97.09	04
2003		9.63	02	23.60	02	4.99	02	.00	00	38.22	02
2004		9.29	02	21.65	02	4.64	02	.00	00	35.58	02
2005		75.96	04	106.44	04	6.44	03	.00	00	188.84	04
2006		57.38	05	84.93	05	9.37	03	.00	00	151.68	05
2007		13.16	03	25.92	03	5.86	03	.00	00	44.94	03
2008		14.27	04	24.20	04	5.01	02	.00	00	43.48	04
2009		32.84	05	47.75	05	8.93	03	.00	00	89.52	05
2010		150.19	09	188.98	09	32.33	06	.00	00	371.50	09
2011		275.44	09	352.62	09	73.78	07	.00	00	701.84	09
2012		418.39	11	506.15	11	119.17	09	.00	00	1043.71	11
2013		580.88	13	667.78	13	171.21	11	.00	00	1419.87	13
2014		543.95	14	592.68	14	167.89	11	.00	00	1304.52	14
2015		1363.50	28	1186.46	28	344.90	23	.00	00	2894.86	28
2016		1320.34	30	989.33	30	313.18	26	.00	00	2622.85	30
2017		1862.80	42	1015.69	40	357.85	36	.00	00	3236.34	42
2018		6085.84	99	3710.51	98	1356.39	91	.00	00	11152.74	99
2019		12211.33	152	2222.24	143	836.37	131	.00	00	15269.94	152
2020		17780.24	157	3769.81	142	1955.74	137	.00	00	23505.79	157
2021		43504.08	399	9147.26	370	6015.47	347	.00	00	58666.81	399
2022		1538998.59	4824	66098.26	1749	4742.90	93	.00	00	1609839.75	4824
2023		97.63	01	.00	00	.00	00	.00	00	97.63	01

SUBTOTALS		1625506.44		91009.09		16569.61		.00		1733085.14	

Serial #	Application	Transaction Batch #	Transaction Date	Transaction Time	Transaction Reference #	Account #	Tax Year	Payment Type	Transaction Amount
703	TX479	20230630	06/30/2023	23:44:47	9270101132	97010006070	2022	iCHECK	\$880.26
704	TX479	20230630	06/30/2023	23:46:50	9270101135	92300010197	2022	iCHECK	\$626.00
705	TX479	20230630	06/30/2023	23:55:42	9270101137	10500225010	2022	MasterCard	\$653.49
706	TX479	20230630	06/30/2023	23:59:21	9270101139	66201922030	2022	MasterCard	\$375.68

[Export to Excel](#)

Grand Total: \$415,091.98

* denotes non-settled Transactions.

© 2023 Hamer Enterprises | 21.07.28



ATTACHMENT NO. 2

MOTOR VEHICLE

COLLECTION REPORT

MOTOR VEHICLE REPORT

June 2023

TOTAL TRANSACTIONS-23,347

BREAKDOWN

RENEWALS-12,961

DEALERS-2,944

WALK-IN'S-2,249

OVERALL TRANSFERS-5,193

Jun-23

PAYABLE TYPE	FEE SOURCE TYPE	ACCOUNT ITEM	6/01/23-6/03/23		6/4/23-6/10-23		6/11/23-6/17-23		6/18/23-6/24/23		6/25/23-6/23-23		MONTH TOTAL	
			\$	QTY	\$	QTY	\$	QTY	\$	QTY	\$	QTY	\$	QTY
REGISTRATION	INTERNAL COLLECTIONS	COUNTY ROAD & BRIDGE	\$ 23,820.00	2382	\$ 45,140.00	4514	\$ 39,660.00	3966	\$ 31,370.00	3137	\$ 50,830.00	5083	\$ 190,820.00	19082
		COUNTY MOBILITY	\$ 23,690.00	2369	\$ 44,850.00	4485	\$ 39,480.00	3948	\$ 31,230.00	3123	\$ 50,490.00	5049	\$ 189,740.00	18974
		DELINQUENT TRANSFER PENALTY	\$ 225.00	45	\$ 630.00	126	\$ 815.00	163	\$ 390.00	78	\$ 585.00	117	\$ 2,645.00	529
		DELIQ TRANS PENALTY 2008	\$ 1,575.00	36	\$ 3,762.50	88	\$ 2,687.50	51	\$ 3,075.00	59	\$ 4,650.00	86	\$ 15,750.00	320
		DUPLICATE RECEIPT	\$ 20.00	10	\$ 26.00	13	\$ 52.00	26	\$ 28.00	14	\$ 58.00	29	\$ 184.00	92
		INQUIRY	\$ 20.00	10	\$ 54.00	27	\$ 30.00	15	\$ 38.00	19	\$ 46.00	23	\$ 188.00	94
		P&H DD FEE	\$ -	0	\$ 122.20	94	\$ 184.60	142	\$ 119.60	92	\$ 32.50	25	\$ 458.90	353
		P&H LIMITED SRVC FEE	\$ 473.20	364	\$ 770.90	593	\$ 768.30	591	\$ 605.80	466	\$ 865.80	666	\$ 3,484.00	2680
		P&H WALK IN FEE	\$ 3,792.70	1649	\$ 6,794.20	2954	\$ 5,517.70	2399	\$ 3,877.80	1686	\$ 8,424.90	3663	\$ 28,407.30	12351
		P&H MAIL IN FEE	\$ 34.50	15	\$ 105.80	46	\$ 57.50	25	\$ 457.70	199	\$ 57.50	25	\$ 713.00	310
		TRANSFER	\$ 48.75	39	\$ 115.00	92	\$ 102.50	82	\$ 62.50	50	\$ 117.50	94	\$ 446.25	357
		TITLE APPLICATION FEE	\$ 2,005.00	401	\$ 5,965.00	1193	\$ 6,185.00	1237	\$ 3,765.00	753	\$ 5,205.00	1041	\$ 23,125.00	4625
		P&H PLATE STICKER	\$ 210.90	111	\$ 473.10	249	\$ 520.60	274	\$ 689.70	363	\$ 577.60	304	\$ 2,471.90	1301
		P&H TMP PERMIT FEE	\$ 242.25	51	\$ 460.75	97	\$ 418.00	88	\$ 332.50	70	\$ 494.00	104	\$ 1,947.50	410
		P&H TXO FEE	\$ 82.00	328	\$ 154.00	616	\$ 146.75	587	\$ 142.75	571	\$ 150.50	602	\$ 676.00	2704
	P&H WINDSHIELD STICKER	\$ 4,286.40	2256	\$ 7,708.30	4057	\$ 6,627.20	3488	\$ 5,069.20	2668	\$ 8,873.00	4670	\$ 32,564.10	17139	
	REPLACEMENT FEE	\$ 200.00	80	\$ 457.50	183	\$ 402.50	161	\$ 322.50	129	\$ 520.00	208	\$ 1,902.50	761	
	EXTERNAL SOURCE-IRP	COUNTY ROAD & BRIDGE ADD-ON FEE	\$ -	0	\$ 3,390.00	339	\$ 2,330.00	233	\$ 2,380.00	238	\$ 2,920.00	292	\$ 11,020.00	1102
		COUNTY MOBILITY FEE	\$ -		\$ 3,390.00		\$ 2,330.00		\$ 2,380.00		\$ 2,920.00		\$ 11,020.00	
		P&H WALK IN FEE	\$ -	0	\$ 779.70	339	\$ 538.20	234	\$ 547.40	238	\$ 669.30	291	\$ 2,534.60	1102
P&H MAIL IN FEE		\$ -		\$ -		\$ -		\$ -		\$ -		\$ -	0	
REPLACEMENT FEE		\$ -	0	\$ 42.50	17	\$ 20.00	8	\$ 20.00	8	\$ 40.00	16	\$ 122.50	49	
TOTAL-REGISTRATION			\$ 60,725.70	10146	\$ 125,191.45	20122	\$ 108,873.35	17718	\$ 86,903.45	13961	\$ 138,526.60	22388	\$ 520,220.55	84335

RENEWALS	OVERALL TRANSFERS		PLACARDS
12961	5193		435
	DEALERS	WALK IN'S	
	2944	2249	

Collections	Amount for County
\$5,396,923.29	\$520,220.55



Texas Department of Motor Vehicles

Texas Department of Motor Vehicles

RTS.FIN.010

WEEK/MONTH-TO-DATE FEES
For: 06/01/2023 - 06/30/2023

Total BreakDown Type: All Account Item Code: --
Month Start Date: 06/01/2023 Fee Source: CUSTOMER, SUBCONTRACTOR, DEALER TITLE, IRP, INTERNET, APPREHENSIONS, OUTFCOUNTY, TIME LAG/ADJUST
Month End Date: 06/30/2023 Office: 240 - WEBB

Table with columns: Office, Fee Source Type, Payable Type, Account Item, (06/01/2023 - 06/03/2023), (06/04/2023 - 06/10/2023), June (06/11/2023 - 06/17/2023), (06/18/2023 - 06/24/2023), (06/25/2023 - 06/30/2023), Month Total (\$), Qty. Rows include items like ALAMO PLT, AMERICAN QUARTER HORSE PLT, ANIMAL FRIENDLY PLT, etc.




Texas Department of Motor Vehicles

Texas Department of Motor Vehicles

RTS.FIN.010

WEEK/MONTH-TO-DATE FEES
For: 06/01/2023 - 06/30/2023



Total BreakDown Type: All Account Item Code: --
Month Start Date: 06/01/2023 Fee Source: CUSTOMER, SUBCONTRACTOR, DEALER TITLE, IRP, INTERNET, APPREHENSIONS, OUTFOCOUNTY, TIME LAG/ADJUST
Month End Date: 06/30/2023 Office: 240 - WEBB

Table with columns: Office, Fee Source Type, Payable Type, Account Item, (06/01/2023 - 06/03/2023) (\$), Qty, (06/04/2023 - 06/10/2023) (\$), Qty, June (06/11/2023 - 06/17/2023) (\$), Qty, (06/18/2023 - 06/24/2023) (\$), Qty, (06/25/2023 - 06/30/2023) (\$), Qty, Month Total (\$), Qty. Rows include items like GOD BLESS AMERICA PLT, INSPECTION FEE-1YR, etc.


WEBB



Texas Department of Motor Vehicles

Texas Department of Motor Vehicles

WEEK/MONTH-TO-DATE FEES
For: 06/01/2023 - 06/30/2023



RTS.FIN.010

Total BreakDown Type: All Account Item Code: --
Month Start Date: 06/01/2023 Fee Source: CUSTOMER, SUBCONTRACTOR, DEALER TITLE, IRP, INTERNET, APPREHENSIONS, OUTFCOUNTY, TIME LAG/ADJUST
Month End Date: 06/30/2023 Office: 240 - WEBB

Table with columns: Office, Fee Source Type, Payable Type, Account Item, (06/01/2023 - 06/03/2023) (\$), Qty, (06/04/2023 - 06/10/2023) (\$), Qty, June (06/11/2023 - 06/17/2023) (\$), Qty, (06/18/2023 - 06/24/2023) (\$), Qty, (06/25/2023 - 06/30/2023) (\$), Qty, Month Total (\$), Qty. Rows include various permit and fee items like P&H 30-DAY PERMIT, P&H 72 HOUR PERMIT, etc.



Texas Department of Motor Vehicles

Texas Department of Motor Vehicles

WEEK/MONTH-TO-DATE FEES
For: 06/01/2023 - 06/30/2023

RTS.FIN.010

Total BreakDown Type: All Account Item Code: --
Month Start Date: 06/01/2023 Fee Source: CUSTOMER, SUBCONTRACTOR, DEALER TITLE, IRP, INTERNET, APPREHENSIONS, OUTOF COUNTY, TIME LAG/ADJUST
Month End Date: 06/30/2023 Office: 240 - WEBB

Office

June

Table with columns: Office, Fee Source Type, Payable Type, Account Item, (06/01/2023 - 06/03/2023) (\$), Qty, (06/04/2023 - 06/10/2023) (\$), Qty, (06/11/2023 - 06/17/2023) (\$), Qty, (06/18/2023 - 06/24/2023) (\$), Qty, (06/25/2023 - 06/30/2023) (\$), Qty, Month Total (\$), Qty. Rows include SURVIVING SPOUSE DV PLT, TEMPORARY DISABLED PLACARD, TEXAS 2000 C RNW, etc.

WEBB



Texas Department of Motor Vehicles

Texas Department of Motor Vehicles

RTS.FIN.010

WEEK/MONTH-TO-DATE FEES
For: 06/01/2023 - 06/30/2023

Total BreakDown Type: All Account Item Code: --
Month Start Date: 06/01/2023 Fee Source: CUSTOMER, SUBCONTRACTOR, DEALER TITLE, IRP, INTERNET, APPREHENSIONS, OUTOF COUNTY, TIME LAG/ADJUST
Month End Date: 06/30/2023 Office: 240 - WEBB


Table with columns: Office, Fee Source Type, Payable Type, Account Item, (06/01/2023 - 06/03/2023), Qty, (06/04/2023 - 06/10/2023), Qty, June (06/11/2023 - 06/17/2023), Qty, (06/18/2023 - 06/24/2023), Qty, (06/25/2023 - 06/30/2023), Qty, Month Total (\$), Qty. Rows include INTERNAL COLLECTIONS, EXTERNAL SOURCE - IRP, EXTERNAL SOURCE - OUTOF COUNTY, and Grand Total.

No Data Available



Texas Department of Motor Vehicles

Texas Department of Motor Vehicles




RTS.FIN.010

WEEK/MONTH-TO-DATE FEES
For: 06/01/2023 - 06/30/2023

Table with 6 columns: Office, CUSTOMER, DEALER TITLE, INTERNET, IRP, SUBCONTRACTOR. Row for WEBB and a Total row.

Main data table with columns: Office, Branch Office, Cash Drawer, and monthly fee periods from 06/01/2023 to 06/30/2023. Includes a 'Total' row for WEBB and a 'Grand Total' row.

No Data Available



RTS.FIN.009

MONTHLY FUNDS REPORT

For: June 2023

Transaction Year: 2023

Transaction Month: June

Account Item Code: REGISTRATION EMISSIONS FEE, SALES TAX FEE, SALES TAX EMISSIONS FEE, SALES TAX EMISSION FEE 1%, SALES TAX PENALTY FEE, TERP FEE, TERP TITLE FEE, TEXAS MOBILITY FUND FEE

Office: 240 - WEBB

Monthly Totals					
County	REGISTRATION EMISSIONS FEE	SALES TAX EMISSION FEE 1%	SALES TAX FEE	SALES TAX PENALTY FEE	TERP TITLE FEE
240 - WEBB	\$33,688.61	\$18,082.13	\$2,983,671.63	\$33,152.70	\$69,890.00
Items Sold	7,251	56	4,360	335	4,624
Voided	1	2	41	8	70

\$2,983,671.63
 33,152.70

\$3,016,824.33



ATTACHMENT NO. 3

COIN-OPERATED MACHINES (MAQUINITAS) COLLECTION REPORT

**Webb County Tax Assessor Collector
Coin Operated Machines
Fiscal Year Report**

Year	License Charge	Permit Charge
2021		
Oct 21		
Nov 21		
Dec 21	\$ 5,000.00	\$ 5,310.00
Jan 22	\$ 7,000.00	\$ 5,235.00
Feb 22	\$ 12,000.00	\$ 11,111.25
Mar 22	\$ 4,000.00	\$ 5,610.00
April 22	\$ 16,000.00	\$ 13,035.00
May 22	\$ 1,000.00	\$ 1,383.75
June 22	\$ 1,000.00	\$ 175.00
July 22	\$ 5,000.00	\$ 3,480.00
Aug 22	\$ -	\$ -
Sept 22		
TOTALS	51,000.00	45,340.00

Year	License Charge	Permit Charge	
2022			
Oct 22	\$ -	\$ 1,218.75	
Nov 22	\$ 16,000.00	\$ 9,075.00	
Dec 22	\$ 5,000.00	\$ 4,395.00	
Jan 23	\$ 32,000.00	\$ 31,575.00	32/2105
Feb 23	\$ 13,000.00	\$ 11,655.00	13/674
Mar 23	\$ 11,000.00	\$ 10,200.00	11/680
April 23	\$ 5,000.00	\$ 2,805.00	5/187
May 23	\$ 1,000.00	\$ 802.00	
June 23	\$ 1,000.00	\$ 491.25	
July 23			
Aug 23			
Sept 23			
TOTALS	84,000.00	72,217.00	

7/11/23 15:22:00
MQRDLY

MACHINES DAILY REPORT
From Paid: 06/06/2023 To Paid: 06/27/2023

PAGE 1

TELLER ID	PERMITS QTY	PERMITS TOTAL	LIC QTY	LIC TOTAL	PNLTY QTY	PNLTY TOTAL	RPLC QTY	RPLC TOTAL	RLS QTY	RLS TOTAL	DATE PAID	PYMT TYPE	MACH OWNER
MAQRVR	5	75.00	0	.00	0	.00	0	.00	0	.00	6/ 6/2023	CASH	JIAXIN LIANG
MAQRVR	37	416.25	1	1,000.00	0	.00	0	.00	0	.00	6/27/2023	CASH	JIA CHEN
TOTALS:	42	491.25	1	1,000.00	0	.00	0	.00	0	.00			
GRNTOT:	42	491.25	1	1,000.00	0	.00	0	.00	0	.00			



ATTACHMENT NO. 4

HOTEL-MOTEL

TAXES REPORT

Webb County Tax Assessor Collector
Hotel / Motel Tax
Fiscal Year Occupancy Report

Year 2021	Hotel / Motel Tax	Penalty Interest
Oct 21	\$ 37,286.01	
Nov 21	\$ 19,076.68	
Dec 21	\$ 23,729.06	
Jan 22	\$ 77,273.43	
Feb 22	\$ 52,349.91	
Mar 22	\$ 31,860.19	
April 22	\$ 73,642.00	
May 22	\$ 55,573.06	
June 22	\$ 52,950.21	
July 22	\$ 49,242.38	
Aug 22	\$ 61,366.88	
Sept 22	49,414.17	
TOTALS	583,763.98	\$ -

Year 2022	Hotel / Motel Tax	Penalty Interest
Oct 22	\$ 48,814.73	
Nov 22	\$ 46,624.09	
Dec 22	\$ 73,966.21	
Jan 23	\$ 57,047.96	
Feb 23	\$ 51,515.58	
Mar 23	\$ 46,682.54	
April 23	\$ 41,696.54	
May 23	\$ 79,171.09	
June 23	\$ 43,992.29	
July 23		
Aud 23		
Sept 23		
TOTALS	489,511.03	\$ -



ATTACHMENT NO. 5

LIQUOR LICENSE

REPORT

**Webb County Tax Assessor Collector
Liquor License Fiscal Year Report
Fiscal Year Report**

Year	Liquor	Mixed	Escrow	Escrow
2021	License	Beverages	Liq. License	Mixed Bev
Oct 21	\$ 402.50	\$ 4,050.00	\$ 402.50	\$ 3,150.00
Nov 21	\$ 90.00	\$ 2,035.00	\$ 30.00	\$ 1,285.00
Dec 21	\$ 297.50	\$ 1,285.00	\$ 297.50	\$ 1,285.00
Jan 22	\$ 867.50	\$ 1,295.00	\$ 867.50	\$ 1,295.00
Feb 22		\$ 1,200.00		\$ 1,200.00
Mar 22	\$ 270.00	\$ 687.50	\$ 270.00	\$ 687.50
April 22	\$ 752.50	\$ 975.00	\$ 752.50	\$ 975.00
May 22	\$ 387.50	\$ 2,287.50	\$ 387.50	\$ 2,287.50
June 22	\$ 792.50	\$ 450.00	\$ 792.50	\$ 450.00
July 22	\$ 342.50	\$ 2,785.00	\$ 342.50	\$ 1,660.00
Aug 22	\$ 1,665.03	\$ 2,170.00	\$ 1,665.00	\$ 2,170.00
Sept 22	\$ 1,127.50	\$ 1,562.50	\$ 1,127.50	\$ 1,562.50
TOTALS	6,995.03	20,782.50	6,935.00	18,007.50

Year	Liquor	Mixed	Escrow	Escrow
2022	License	Beverages	Liq. License	Mixed Bev
Oct 22	\$ 735.00	\$ 3,787.50	\$ 735.00	\$ 3,787.50
Nov 22	\$ 357.50	\$ 2,212.50	\$ 357.50	\$ 2,212.50
Dec 22	\$ 417.50	\$ 1,125.00	\$ 417.50	\$ 1,125.00
Jan 23	\$ 175.00	\$ 1,912.50	\$ 175.00	\$ 1,162.50
Feb 23	\$ 30.00	\$ 250.00	\$ 30.00	\$ 250.00
Mar 23	\$ 370.00	\$ 1,950.00	\$ 370.00	\$ 1,950.00
April 23	\$ 732.50	\$ 4,537.50	\$ 732.50	\$ 3,412.50
May 23	\$ 87.50	\$ 2,625.00	\$ 87.50	\$ 2,625.00
June 23	\$ 557.50	\$ 3,062.50	\$ 557.50	\$ 3,062.50
July 23				
Aug 23				
Sept 23				
TOTALS	3,462.50	21,462.50	3,462.50	19,587.50



ATTACHMENT NO. 6

RETURN CHECKS

REPORT

** HOT CHECKS **
 TAX OFFICE COLLECTIONS
 From:06/06/2023 To:06/26/2023

ISS
 --
 : ASH ST
 UCATAN LOOP
 SAN DARIO AVE
 SAN DARIO AVE
 N SMITH AVE

LICENSE#

BANK	TRANS. TYPE	DATE RECEIVED FROM TREASURER
LAREDO FEDERAL CREDI	TX	05/30/2023
BANK OF AMERICA	MV	06/05/2023
BANK OF AMERICA	MV	06/08/2023
BANK OF AMERICA	MV	06/06/2023
PNC BANK N.A.	TX	06/13/2023

CHK AMT	CHECK DATE	CHECK NO.
347.64	05/19/2023	000000166
114.00	05/25/2023	000001540
853.38	06/02/2023	000001085
1,537.76	06/01/2023	000000000
2,088.96	06/05/2023	000000607

PROP TAX REVERSE DATE	TAX OFFICE COLLECT DATE	MONEY ORD# CASHR CK#
05/30/2023	06/06/2023	
00/00/0000	06/12/2023	304214076
00/00/0000	06/12/2023	
00/00/0000	06/20/2023	
06/13/2023	06/26/2023	419875

PMT CODE	NSF FEE
CA	30.00
CC	30.00
CA	30.00
CA	30.00
CC	30.00

4,941.74

150.00

**Webb County Tax Assessor Collector
Returned Checks
Fiscal Year Report**

Year 2021	AMOUNT	NSF
Oct 21	\$ 2,759.53	\$ 60.00
Nov 21	\$ 4,807.21	\$ 120.00
Dec 21	\$ 1,023.00	\$ 30.00
Jan 22	\$ 3,976.05	\$ 150.00
Feb 22	\$ 2,613.51	\$ 180.00
Mar 22	\$ 18,793.25	\$ 30.00
April 22	\$ -	\$ -
May 22	\$ -	\$ -
June 22	\$ 1,194.50	\$ 30.00
July 22	\$ 1,398.50	\$ 30.00
Aug 22	\$ -	\$ -
Sept 22	\$ 2,739.40	\$ 90.00
TOTALS	\$ 39,304.95	\$ 720.00

Year 2022	AMOUNT	NSF
Oct 22	\$ 3,594.49	\$ 90.00
Nov 22	\$ 701.24	\$ 30.00
Dec 22	\$ 28.00	\$ 30.00
Jan 23	\$ 593.95	\$ 30.00
Feb 23	\$ 650.03	\$ 60.00
Mar 23	\$ 1,576.50	\$ 90.00
April 23	\$ 84.00	\$ 30.00
May 23	\$ 226.85	\$ 30.00
June 23	\$ 8,573.94	\$ 180.00
July 23	\$ -	\$ -
Aug 23	\$ -	\$ -
Sep 23	\$ -	\$ -
TOTALS	\$ 16,029.00	\$ 570.00

180 - MV

150 - TX

\$330 NSF Fee



ATTACHMENT NO. 7

VEHICLE INVENTORY

TAX

CAR DEALER

**Webb County Tax Assessor Collector
Car Dealers Vehicle Inventory Tax
Fiscal Year Occupancy Report**

Year 2021	Car Dealer Tax	Late Fees	Penalty
21-Oct	\$ 108,308.40	\$ 144.72	\$ 700.00
Nov 21	\$ 109,913.27	\$ 226.34	\$ 3,800.00
Dec 21	\$ 104,988.47	\$ 307.24	\$ 7,747.57
Jan 22	\$ 138,881.85	\$ 915.76	\$ 6,852.43
Feb 22	\$ 119,873.55	\$ 190.90	\$ 2,700.00
Mar 22	\$ 136,544.15	\$ 432.32	\$ 3,800.00
April 22	\$ 155,609.79	\$ 85.91	\$ 4,100.00
May 22	\$ 150,889.14	\$ 71.60	\$ 3,500.00
June 22	\$ 143,079.13	\$ 101.86	\$ 2,200.00
July 22	\$ 133,578.44	\$ 68.95	\$ 1,600.00
Aug 22	\$ 131,409.74	\$ 102.36	\$ 600.00
Sept 22	\$ 147,489.01	\$ 93.50	\$ 1,700.00
TOTALS	\$ 1,580,564.94	\$ 2,741.46	\$ 39,300.00

Year 2022	Car Dealer Tax	Late Fees	Penalty
Oct 22	\$ 132,507.02	\$ 32.40	\$ 1,000.00
Nov 22	\$ 139,942.78	\$ 70.85	\$ 1,800.00
Dec 22	\$ 110,491.59	\$ 67.07	\$ 3,100.00
Jan 23	\$ 185,521.27	\$ 758.99	\$ 5,900.00
Feb 23	\$ 117,318.95	\$ 89.82	\$ 747.03
Mar 23	\$ 147,185.67	\$ 1,357.00	\$ 1,300.00
April 23	\$ 143,538.25	\$ 172.45	\$ 800.00
May 23	\$ 125,851.20	\$ 24.46	\$ 1,565.31
June 23	\$ 140,374.99	\$ 78.19	\$ 2,248.71
July 23			
Aug 23			
Sept 23			
TOTALS	\$ 1,242,731.72	\$ 2,651.23	\$ 18,461.05



ATTACHMENT NO. 8

PASSPORTS

REPORT



Webb County Tax Office
 Patricia A. Barrera
 1110 Victoria St., Ste. 107
 Laredo, Texas 78040
 Ph: 956-523-4200
 Fax: 523-5050

Collection Report as of June 2023

Passport Department

Month	Collections	
June 2023	\$5 x 298=\$1,490.00	Passport Photo
	\$35 x 324=\$11,340.00	Processing Fee
Total Collection	\$12,830.00	